

درمان تجهیز آفرید سهامی خاص

www.afaridgroup.com

Zeller
Surgical Instruments

ORTHOMEDICAL
GmbH · IMPLANTS

Süddeutsche
Hauser
Chirurgie-Mechanik

تلفن ارتباط مشتری ۶ صبح الی ۲۲ ۰۹۱۲ ۱۰۶ ۸۷ ۴۴

INOX

Surgical Instruments

D.T.A

درمان تجهیز آفرید

سهامی خاص

D.T.A
درمان تجهیز آفرید سهامی خاص

www.afaridgroup.com

سرور گرامی

احتراما ضمن عرض سلام و آرزوی شادکامی و موفقیت برای شما و گروه همکاران به استحضار میرساند ; مدیریت **" گروه آفرید "** با قریب به دو دهه فعالیت در تجهیز اتاقهای عمل . ارائه ابزار و ستهای جراحی مغز و اعصاب . ارتوپدی . جنرال و ... ارائه دهنده ابزار جراحی از کمپانیهای :

- ❖ **ORTHO MEDICAL** آلمان **تولید ابزار جراحی مغز و اعصاب . اسپاین . ارتوپدی و .....**
- ❖ **Zeller** آلمان **تولید انواع قیچی و سوزنگیر میکروسرجری . نروسرجری . وسکولار و ....**
- ❖ **Hauser** آلمان **تولید اکارتورهای تخصصی . Cervical . جنرال و ....**

ارائه کننده انواع ابزار وستهای جراحی :

- ❖ **مغز و اعصاب . لامینکتومی . کرانیاتومی . میکروسرجری . نروسرجری و ...**
- ❖ **انواع کریسون . پیتیتوری . لامینا اسپرایدر. اکارتور . دیسترکتور . رونژور و ...**
- ❖ **انواع ابزار جراحی میکروسرجری قیچی . سوزنگیر . پنست و ....**
- ❖ **انواع اکارتورهای تخصصی Cervical . Lumbar و .....**
- ❖ **ستهای جراحی ارتوپدی . DHS . DCS . پیچ شکسته . Mini & Small Fragment**
- ❖ **انواع پین کاتر . بن کاتر . رونژور . بن کلمپ . ابزار تک پیچ ارتوپدی و ....**

✓ **گارانتی** : کلیه ابزار و ستهای جراحی دارای سه سال گارانتی تعویض میباشند.

لطفا در صورت نیاز به هرگونه اطلاعات بیشتر به **www.afaridgroup.com** مراجعه و یا با تلفنهای ۸- ۹۰ ۵۵ ٥٤ ۸۸ تماس حاصل نمائید.

با شایسته ترین احترامات

علی گودرزی . مدیر عامل

تلفن ارتباط مشتری : ساعت ۶ الی ۲۲ ۰۹۱۲-۱۰۶-۸۷۴۴

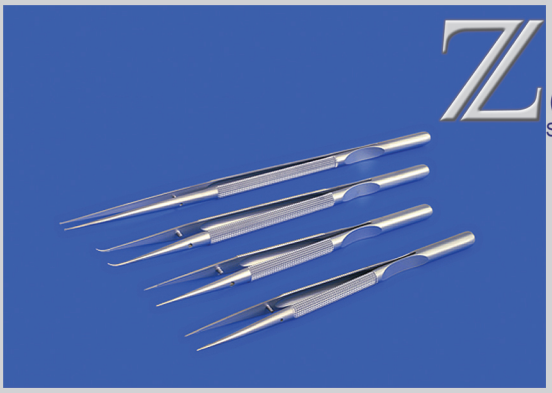











We Make Surgery Easier

www.afaridgroup.com

Zeller
Surgical Instruments

Süddeutsche
Hauser
Chirurgle-Mechanik

ORIHOMEDICAL
GmbH - IMPLANTS

INOX
Surgical Instruments

D.T.A
درمان تجهیز آفرید

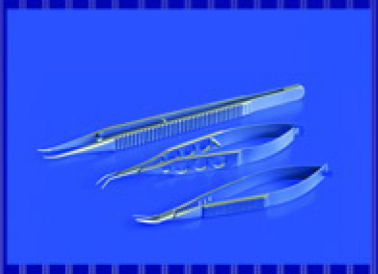



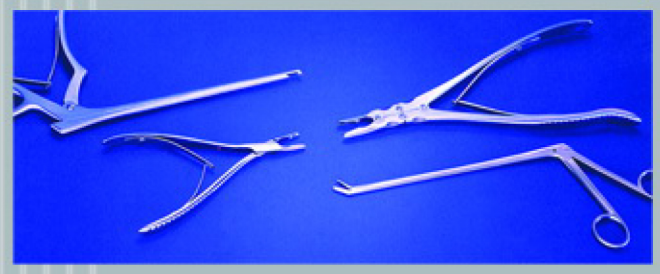

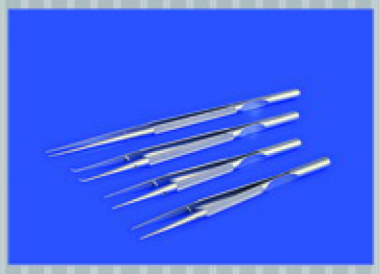

تلفن ارتباط مشتری ۶ صبح الی ۲۲ ۰۹۱۲ ۱۰۶ ۸۷ ۴۴

www.afaridgroup.com

goudarzitrading@yahoo.com

تلفن: ۸-۸۸۵۴۵۵۹۰ فکس: ۸۸۵۴۵۵۹۰

FRICON.de 11.09 | OM

color coded *Punches*

with KERRISON handle for Neuro/Spinal

This new generation of neuro/spinal punches features:

- universal **color coding** for quick identification of the bite size – saving valuable time in the OR
- stainless steel shafts with standard bite sizes: **1** mm | **2** mm | **3** mm | **4** mm | **5** mm
- **finish options** for the stainless shaft include: brushed stainless, chrome-coating, TiN- or TiAlN-coating for better contrast and glare resistance
- shaft available **with or without T-Slot** tissue post for enhanced cleaning and removal of tissue
- special **order options** include: handle color, bite style, thin footplate and shaft length
- the comfortable **silicone-coated handle** provides improved tactile feel and increases surgeon comfort
- same **solid and responsive feel** as the traditional all-stainless instruments

A good grip.

Ordering Information – *Bestellinformation*

available bite styles – punch jaws, regular footplate

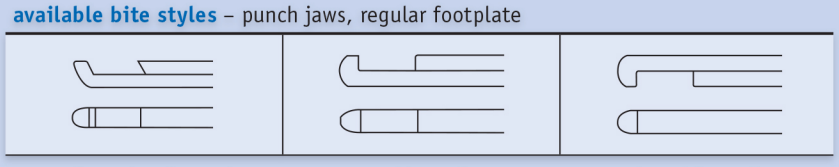

40° cutting forward	*up bite 90°*	*down bite 90°*

available bite sizes – 1 to 5 mm

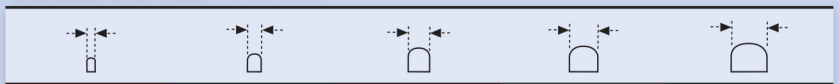

1 mm	2 mm	3 mm	4 mm	5 mm

Orthomedical GmbH . Hauptstrasse 5 . 78589 Dürbheim, Germany
Phone +49 (74 24) 94 03-40 . Telefax +49 (74 24) 94 03-43

mail@orthomedical.de
www.orthomedical.de

ORTHOMEDICAL

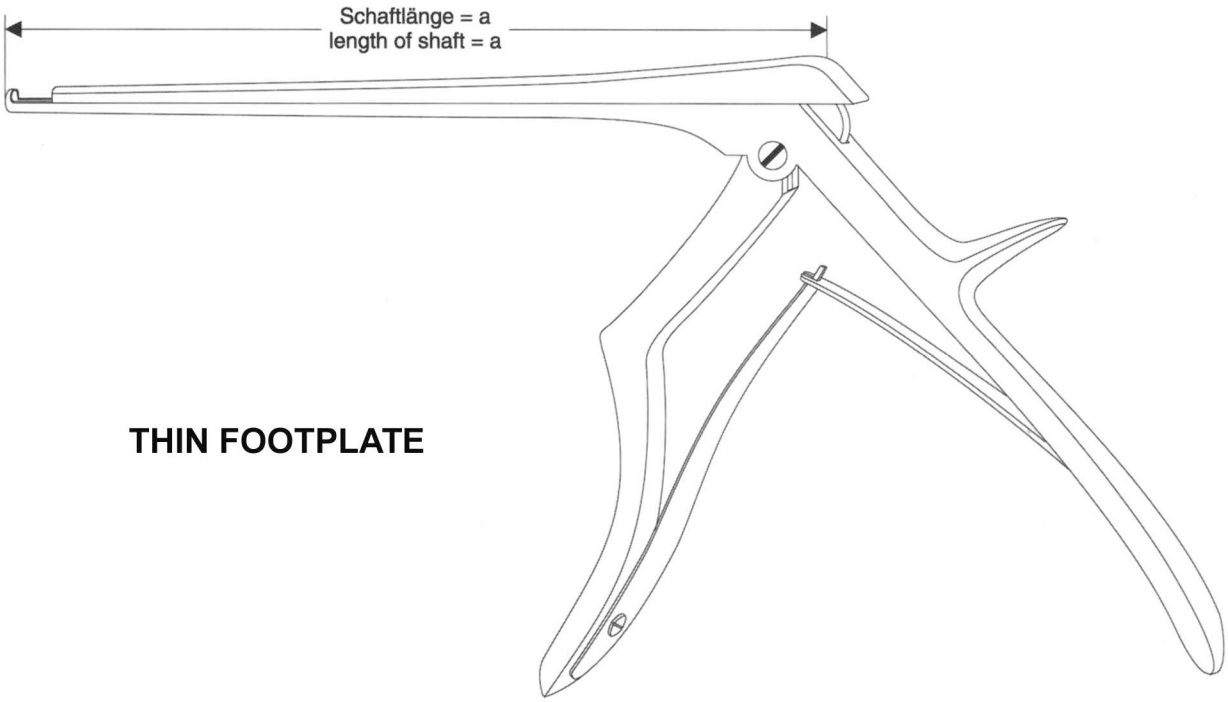

THIN FOOTPLATE

LOVE-KERRISON

aufwärts schneidend up bite	a	2 mm	3 mm	4 mm	5 mm	6 mm
	15 cm	45-110.02D	45-110.03D	45-110.04D	45-110.05D	45-110.06D
	18 cm	45-115.02D	45-115.03D	45-115.04D	45-115.05D	45-115.06D
	20 cm	45-120.02D	45-120.03D	45-120.04D	45-120.05D	45-120.06D
	30 cm	45-121.02D	45-121.03D	45-121.04D	45-121.05D	45-121.06D

40° vorwärts schneidend 40° cutting forward	a	2 mm	3 mm	4 mm	5 mm	6 mm
	15 cm	45-125.02D	45-125.03D	45-125.04D	45-125.05D	45-125.06D
	18 cm	45-130.02D	45-130.03D	45-130.04D	45-130.05D	45-130.06D
	20 cm	45-135.02D	45-135.03D	45-135.04D	45-135.05D	45-135.06D
	30 cm	45-136.02D	45-136.03D	45-136.04D	45-136.05D	45-136.06D

abwärts schneidend down bite	a	2 mm	3 mm	4 mm	5 mm	6 mm
	15 cm	45-140.02D	45-140.03D	45-140.04D	45-140.05D	45-140.06D
	18 cm	45-145.02D	45-145.03D	45-145.04D	45-145.05D	45-145.06D
	20 cm	45-150.02D	45-150.03D	45-150.04D	45-150.05D	45-150.06D
	30 cm	45-151.02D	45-151.03D	45-151.04D	45-151.05D	45-151.06D

other shaft sizes upon request

Ferris-Smith-Kerrison mit grosser Öffnungsweite 16 mm
Ferris-Smith-Kerrison with wide opening 16 mm

FERRIS-SMITH-KERRISON		1 mm	2 mm	3 mm	4 mm	5 mm	6 mm
aufwärts schneidend *up bite*	Schaftlänge *length of shaft*	Bestell-Nr. *Ordering No.*	Bestell-Nr. *Ordering No.*	Bestell-Nr. *Ordering No.*	Bestell-Nr. *Ordering No.*	Bestell-Nr. *Ordering No.*	Bestell-Nr. *Ordering No.*
	15 cm / *6 inch*	**45-113.01**	**45-113.02**	**45-113.03**	**45-113.04**	**45-113.05**	**45-113.06**
	18 cm / *7 inch*	**45-118.01**	**45-118.02**	**45-118.03**	**45-118.04**	**45-118.05**	**45-118.06**
	20 cm / *8 inch*	**45-158.01**	**45-158.02**	**45-158.03**	**45-158.04**	**45-158.05**	**45-158.06**
	30 cm / *12 inch*	**45-168.01**	**45-168.02**	**45-168.03**	**45-168.04**	**45-168.05**	**45-168.06**

40° vorwärts schneidend *40° cutting forward*	Schaftlänge *length of shaft*	Bestell-Nr. *Ordering No.*	Bestell-Nr. *Ordering No.*	Bestell-Nr. *Ordering No.*	Bestell-Nr. *Ordering No.*	Bestell-Nr. *Ordering No.*	Bestell-Nr. *Ordering No.*
	15 cm / *6 inch*	**45-112.01**	**45-112.02**	**45-112.03**	**45-112.04**	**45-112.05**	**45-112.06**
	18 cm / *7 inch*	**45-117.01**	**45-117.02**	**45-117.03**	**45-117.04**	**45-117.05**	**45-117.06**
	20 cm / *8 inch*	**45-157.01**	**45-157.02**	**45-157.03**	**45-157.04**	**45-157.05**	**45-157.06**
	30 cm / *12 inch*	**45-167.01**	**45-167.02**	**45-167.03**	**45-167.04**	**45-167.05**	**45-167.06**

andere Schaftlängen auf Anfrage
other shaft sizes upon request



45-060.01BAY	Ferris-Smith-Kerrison, 20cm, Bayonet
45-060.02BAY	
45-060.03BAY	
45-060.04BAY	
45-060.05BAY	
45-060.06BAY	

LAMINECTOMY RONGEURS

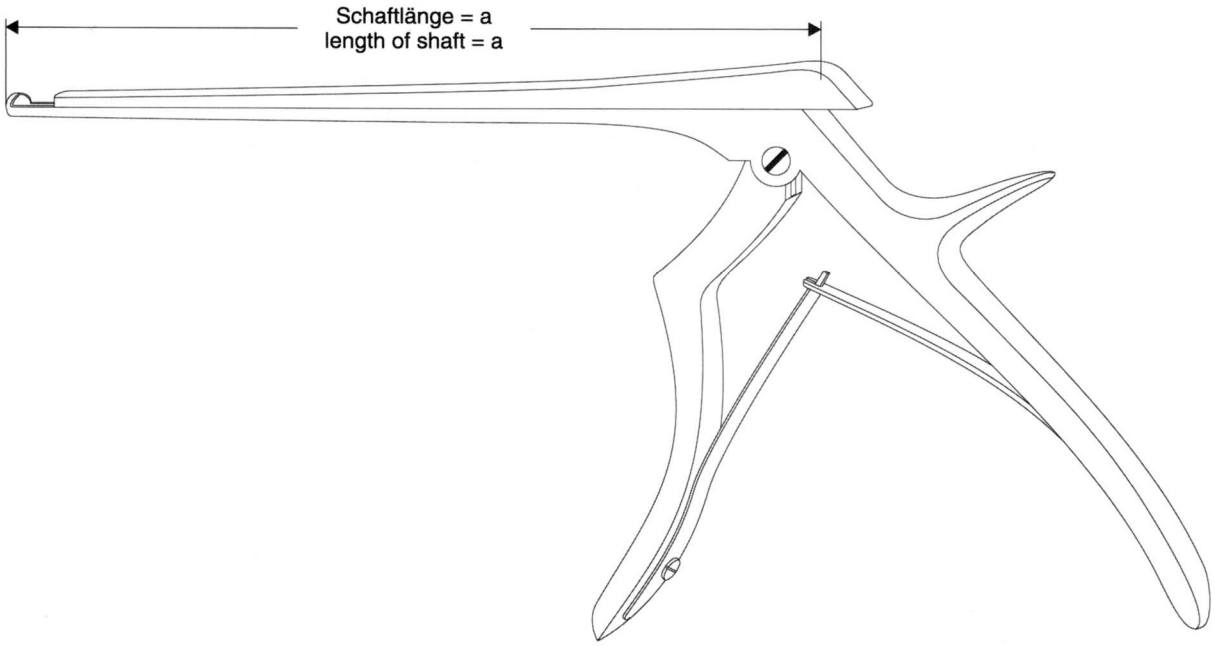

FERRIS-SMITH-KERRISON

	a	1 mm	2 mm	3 mm	4 mm	5 mm	6 mm
aufwärts schneidend up bite	15 cm	45-035.01	45-035.02	45-035.03	45-035.04	45-035.05	45-035.06
	18 cm	45-040.01	45-040.02	45-040.03	45-040.04	45-040.05	45-040.06
	20 cm	45-045.01	45-045.02	45-045.03	45-045.04	45-045.05	45-045.06
	30 cm	45-046.01	45-046.02	45-046.03	45-046.04	45-046.05	45-046.06

	a	1 mm	2 mm	3 mm	4 mm	5 mm	6 mm
40° vorwärts schneidend 40° cutting forward	15 cm	45-050.01	45-050.02	45-050.03	45-050.04	45-050.05	45-050.06
	18 cm	45-055.01	45-055.02	45-055.03	45-055.04	45-055.05	45-055.06
	20 cm	45-060.01	45-060.02	45-060.03	45-060.04	45-060.05	45-060.06
	30 cm	45-061.01	45-061.02	45-061.03	45-061.04	45-061.05	45-061.06

	a	1 mm	2 mm	3 mm	4 mm	5 mm	6 mm
abwärts schneidend down bite	15 cm	45-065.01	45-065.02	45-065.03	45-065.04	45-065.05	45-065.06
	18 cm	45-070.01	45-070.02	45-070.03	45-070.04	45-070.05	45-070.06
	20 cm	45-075.01	45-075.02	45-075.03	45-075.04	45-075.05	45-075.06
	30 cm	45-076.01	45-076.02	45-076.03	45-076.04	45-076.05	45-076.06

other shaft sizes upon request

LAMINECTOMY RONGEURS

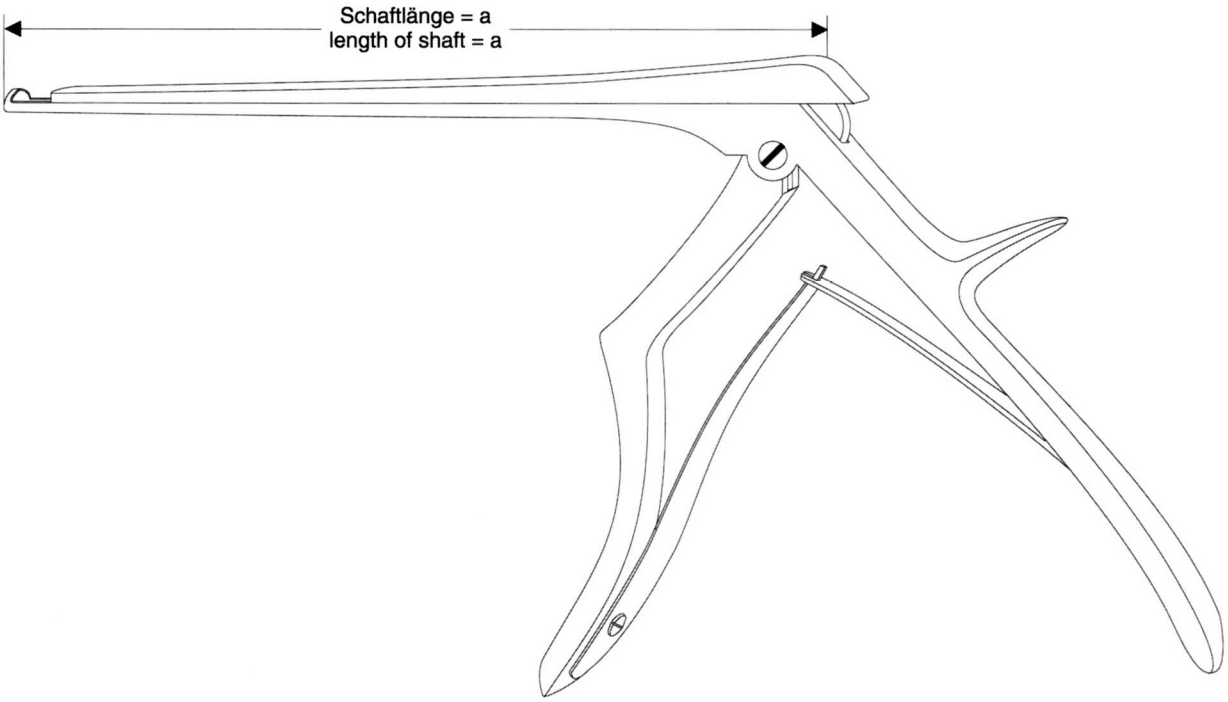

LOVE-KERRISON

	a	2 mm	3 mm	4 mm	5 mm	6 mm
aufwärts schneidend up bite	15 cm	45-110.02	45-110.03	45-110.04	45-110.05	45-110.06
	18 cm	45-115.02	45-115.03	45-115.04	45-115.05	45-115.06
	20 cm	45-120.02	45-120.03	45-120.04	45-120.05	45-120.06
	30 cm	45-121.02	45-121.03	45-121.04	45-121.05	45-121.06

	a	2 mm	3 mm	4 mm	5 mm	6 mm
40° vorwärts schneidend 40° cutting forward	15 cm	45-125.02	45-125.03	45-125.04	45-125.05	45-125.06
	18 cm	45-130.02	45-130.03	45-130.04	45-130.05	45-130.06
	20 cm	45-135.02	45-135.03	45-135.04	45-135.05	45-135.06
	30 cm	45-136.02	45-136.03	45-136.04	45-136.05	45-136.06

	a	2 mm	3 mm	4 mm	5 mm	6 mm
abwärts schneidend down bite	15 cm	45-140.02	45-140.03	45-140.04	45-140.05	45-140.06
	18 cm	45-145.02	45-145.03	45-145.04	45-145.05	45-145.06
	20 cm	45-150.02	45-150.03	45-150.04	45-150.05	45-150.06
	30 cm	45-151.02	45-151.03	45-151.04	45-151.05	45-151.06

other shaft sizes upon request

LOVE-KERRISON
WITH OUTSIDE T-SLOT AND EJECTOR

	a	2 mm	3 mm	4 mm	5 mm	6 mm
aufwärts schneidend up bite	15 cm	45-110.102	45-110.103	45-110.104	45-110.105	45-110.106
	18 cm	45-115.102	45-115.103	45-115.104	45-115.105	45-115.106
	20 cm	45-120.102	45-120.103	45-120.104	45-120.105	45-120.106
	30 cm	45-121.102	45-121.103	45-121.104	45-121.105	45-121.106

	a	2 mm	3 mm	4 mm	5 mm	6 mm
40° vorwärts schneidend 40° cutting forward	15 cm	45-125.102	45-125.103	45-125.104	45-125.105	45-125.106
	18 cm	45-130.102	45-130.103	45-130.104	45-130.105	45-130.106
	20 cm	45-135.102	45-135.103	45-135.104	45-135.105	45-135.106
	30 cm	45-136.102	45-136.103	45-136.104	45-136.105	45-136.106

FERRIS-SMITH-KERRISON
WITH OUTSIDE T-SLOT AND EJECTOR

	a	2 mm	3 mm	4 mm	5 mm	6 mm
aufwärts schneidend up bite	15 cm	45-035.102	45-035.103	45-035.104	45-035.105	45-035.106
	18 cm	45-040.102	45-040.103	45-040.104	45-040.105	45-040.106
	20 cm	45-045.102	45-045.103	45-045.104	45-045.105	45-045.106
	30 cm	45-046.102	45-046.103	45-046.104	45-046.105	45-046.106

	a	2 mm	3 mm	4 mm	5 mm	6 mm
40° vorwärts schneidend 40° cutting forward	15 cm	45-050.102	45-050.103	45-050.104	45-050.105	45-050.106
	18 cm	45-055.102	45-055.103	45-055.104	45-055.105	45-055.106
	20 cm	45-060.102	45-060.103	45-060.104	45-060.105	45-060.106
	30 cm	45-061.102	45-061.103	45-061.104	45-061.105	45-061.106



LOVE-KERRISON

Spring LOCK System
with detachable shaft

40° vorwärts schneidend 40° cutting forward	a	2 mm	3 mm	4 mm	5 mm	6 mm
	18 cm	45-418.02	45-418.03	45-418.04	45-418.05	45-418.06
	20 cm	45-420.02	45-420.03	45-420.04	45-420.05	45-420.06
	25 cm	45-425.02	45-425.03	45-425.04	45-425.05	45-425.06
	30 cm	45-430.02	45-430.03	45-430.04	45-430.05	45-430.06

aufwärts schneidend up bite	a	2 mm	3 mm	4 mm	5 mm	6 mm
	18 cm	45-419.02	45-419.03	45-419.04	45-419.05	45-419.06
	20 cm	45-421.02	45-421.03	45-421.04	45-421.05	45-421.06
	25 cm	45-426.02	45-426.03	45-426.04	45-426.05	45-426.06
	30 cm	45-431.02	45-431.03	45-431.04	45-431.05	45-431.06

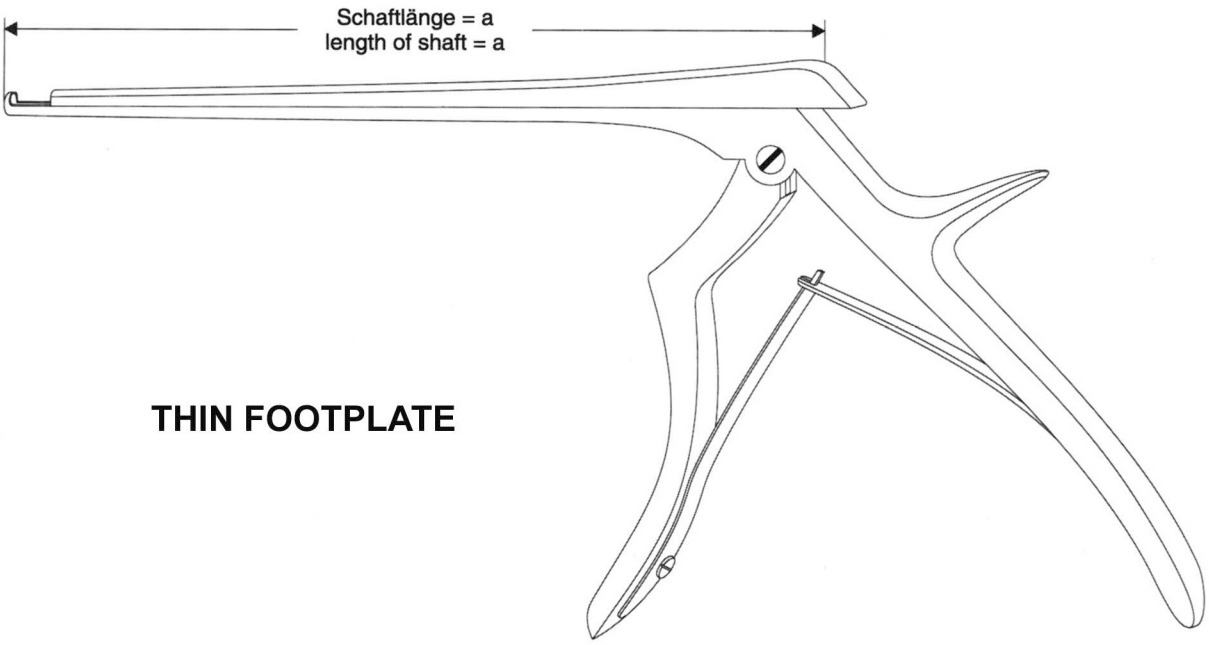

THIN FOOTPLATE

FERRIS-SMITH-KERRISON

	a	1 mm	2 mm	3 mm	4 mm	5 mm	6 mm
aufwärts schneidend up bite	15 cm	45-035.01D	45-035.02D	45-035.03D	45-035.04D	45-035.05D	45-035.06D
	18 cm	45-040.01D	45-040.02D	45-040.03D	45-040.04D	45-040.05D	45-040.06D
	20 cm	45-045.01D	45-045.02D	45-045.03D	45-045.04D	45-045.05D	45-045.06D
	30 cm	45-046.01D	45-046.02D	45-046.03D	45-046.04D	45-046.05D	45-046.06D
	a	1 mm	2 mm	3 mm	4 mm	5 mm	6 mm
40° vorwärts schneidend 40° cutting forward	15 cm	45-050.01D	45-050.02D	45-050.03D	45-050.04D	45-050.05D	45-050.06D
	18 cm	45-055.01D	45-055.02D	45-055.03D	45-055.04D	45-055.05D	45-055.06D
	20 cm	45-060.01D	45-060.02D	45-060.03D	45-060.04D	45-060.05D	45-060.06D
	30 cm	45-061.01D	45-061.02D	45-061.03D	45-061.04D	45-061.05D	45-061.06D
	a	1 mm	2 mm	3 mm	4 mm	5 mm	6 mm
abwärts schneidend down bite	15 cm	45-065.01D	45-065.02D	45-065.03D	45-065.04D	45-065.05D	45-065.06D
	18 cm	45-070.01D	45-070.02D	45-070.03D	45-070.04D	45-070.05D	45-070.06D
	20 cm	45-075.01D	45-075.02D	45-075.03D	45-075.04D	45-075.05D	45-075.06D
	30 cm	45-076.01D	45-076.02D	45-076.03D	45-076.04D	45-076.05D	45-076.06D

other shaft sizes upon request

INTERVERTEBRAL RONGEURS

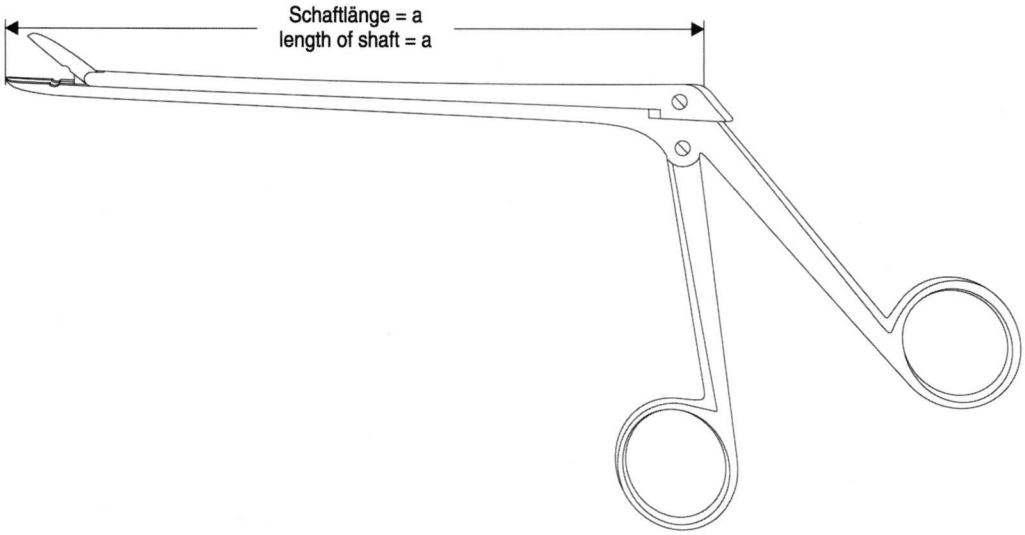

	a		CUSHING	LOVE GRÜNWALD	SPURLING
			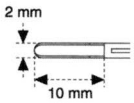	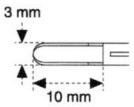	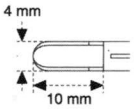
ger. / str. 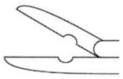	13 cm	5 1/4"	46-005.02	46-005.03	46-005.04
	14 cm	5 1/2"	46-020.02	46-020.03	46-020.04
	15 cm	6"	46-035.02	46-035.03	46-035.04
	18 cm	7"	46-050.02	46-050.03	46-050.04
auf / up	13 cm	5 1/4"	46-010.02	46-010.03	46-010.04
	14 cm	5 1/2"	46-025.02	46-025.03	46-025.04
	15 cm	6"	46-040.02	46-040.03	46-040.04
	18 cm	7"	46-055.02	46-055.03	46-055.04
ab / down	13 cm	5 1/4"	46-015.02	46-015.03	46-015.04
	14 cm	5 1/2"	46-030.02	46-030.03	46-030.04
	15 cm	6"	46-045.02	46-045.03	46-045.04
	18 cm	7"	46-060.02	46-060.03	46-060.04

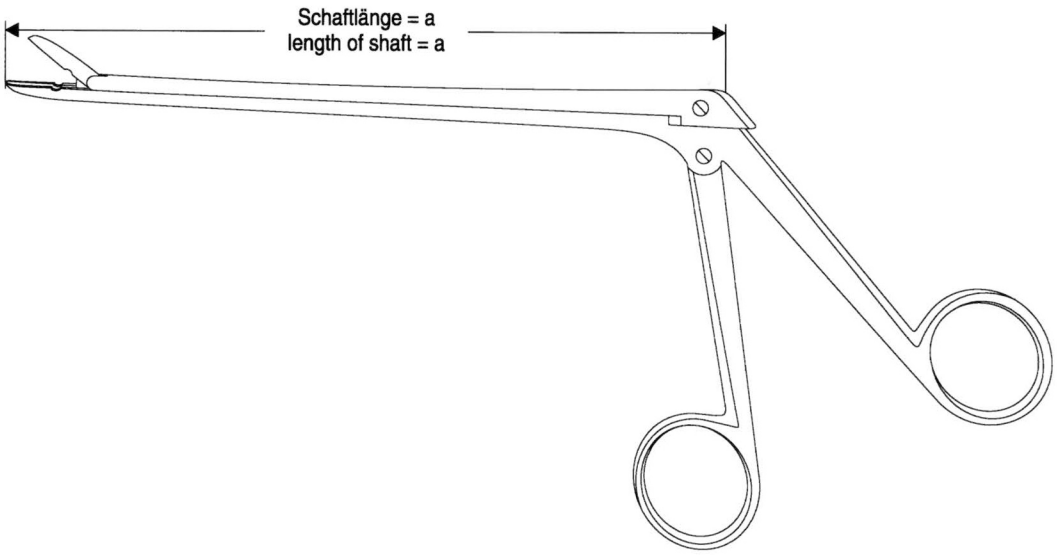

CASPAR RONGEUR

Caspar		2 x 12 mm	3 x 12 mm	4 x 14 mm	5 x 14 mm	6 x 16 mm
ger./ str.	14 cm 5 1/2"	46-036.20	46-036.30	46-036.40	46-036.50	46-036.60
	16 cm 6 1/4"	46-036.02	46-036.03	46-036.04	46-036.05	46-036.06
	18,5 cm 7 1/4"	46-036.22	46-036.33	46-036.44	46-036.55	46-036.66
auf / up	14 cm 5 1/2"	46-037.20	46-037.30	46-037.40	46-037.50	46-037.60
	16 cm 6 1/4"	46-037.02	46-037.03	46-037.04	46-037.05	46-037.06
	18,5 cm 7 1/4"	46.037.22	46-037.33	46-037.44	46-037.55	46-037.66
ab / down	14 cm 5 1/2"	46-038.20	46-038.30	46-038.40	46-038.50	46-038.60
	16 cm 6 1/4"	46-038.02	46-038.03	46-038.04	46-038.05	46-038.06
	18,5 cm 7 1/4"	46-038.22	46-038.33	46-038.44	46-038.55	46-038.66

INTERVERTEBRAL RONGEURS

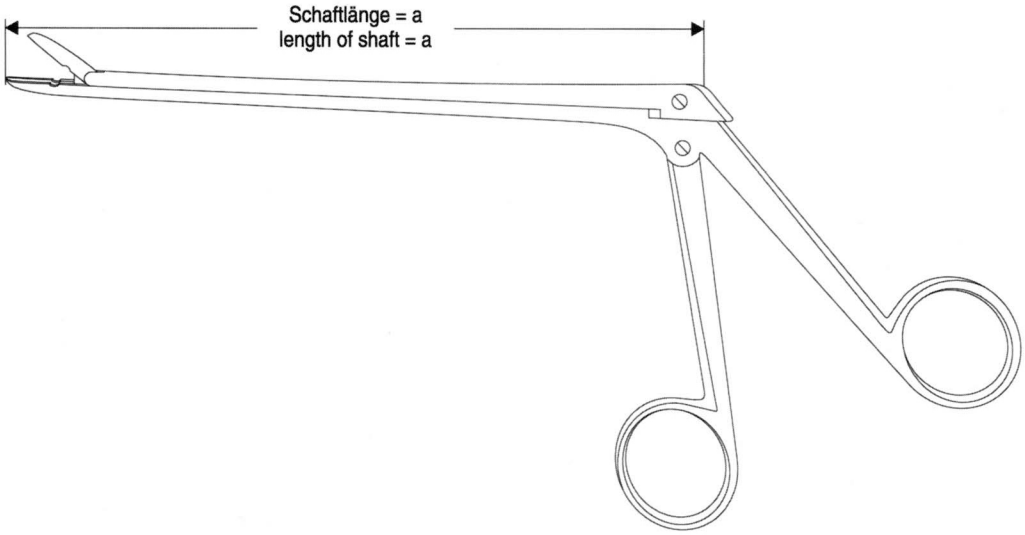

	a		CUSHING	LOVE GRÜNWALD	SPURLING
			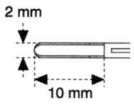	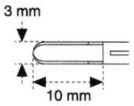	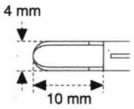
ger. / str. 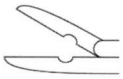	13 cm	5 1/4"	46-005.02	46-005.03	46-005.04
	14 cm	5 1/2"	46-020.02	46-020.03	46-020.04
	15 cm	6"	46-035.02	46-035.03	46-035.04
	18 cm	7"	46-050.02	46-050.03	46-050.04
auf / up	13 cm	5 1/4"	46-010.02	46-010.03	46-010.04
	14 cm	5 1/2"	46-025.02	46-025.03	46-025.04
	15 cm	6"	46-040.02	46-040.03	46-040.04
	18 cm	7"	46-055.02	46-055.03	46-055.04
ab / down	13 cm	5 1/4"	46-015.02	46-015.03	46-015.04
	14 cm	5 1/2"	46-030.02	46-030.03	46-030.04
	15 cm	6"	46-045.02	46-045.03	46-045.04
	18 cm	7"	46-060.02	46-060.03	46-060.04

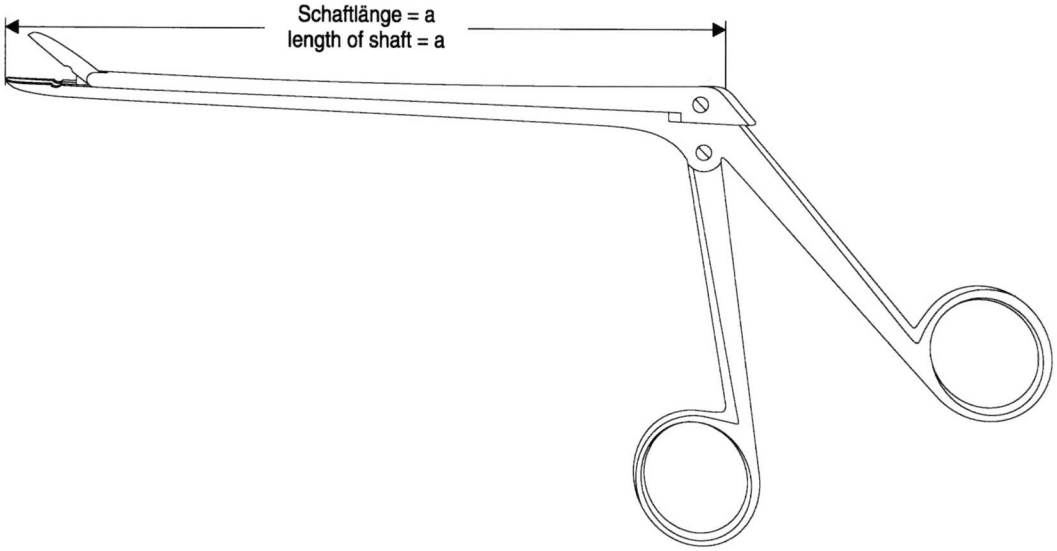

CASPAR RONGEUR

Caspar		2 x 12 mm	3 x 12 mm	4 x 14 mm	5 x 14 mm	6 x 16 mm
ger./ str.	14 cm 5 1/2"	46-036.20	46-036.30	46-036.40	46-036.50	46-036.60
	16 cm 6 1/4"	46-036.02	46-036.03	46-036.04	46-036.05	46-036.06
	18,5 cm 7 1/4"	46-036.22	46-036.33	46-036.44	46-036.55	46-036.66
auf / up	14 cm 5 1/2"	46-037.20	46-037.30	46-037.40	46-037.50	46-037.60
	16 cm 6 1/4"	46-037.02	46-037.03	46-037.04	46-037.05	46-037.06
	18,5 cm 7 1/4"	46.037.22	46-037.33	46-037.44	46-037.55	46-037.66
ab / down	14 cm 5 1/2"	46-038.20	46-038.30	46-038.40	46-038.50	46-038.60
	16 cm 6 1/4"	46-038.02	46-038.03	46-038.04	46-038.05	46-038.06
	18,5 cm 7 1/4"	46-038.22	46-038.33	46-038.44	46-038.55	46-038.66

Spinal Retractors

CASPAR
50-416.01

50-416.01 Distraktor alleine, rechts
Distractor only, right

50-416.02 Distraktor alleine, links
Distractor only, left

50-417.01 Distraktor alleine, rechts
mit verlängerter Führungsstange
für mehere Distraktionen
Distractor only, right, with elongated
toothed bar for multilevel distraction

50-417.02 Distraktor alleine, links
mit verlängerter Führungsstange
für mehere Distraktionen
Distractor only, left, with elongated
toothed bar for multilevel distraction



50-418.01

50-418.01 Drill guide, right, for distractor

50-418.02 Drill guide, left, for distractor

50-420.01

Screw Driver, 200 mm
for distraction screws



50-416.12
Pin for Caspar Distractor, 12 mm
50-416.14
Pin for Caspar Distractor, 14 mm
50-416.16
Pin for Caspar Distractor, 16 mm
50-416.19
Pin for Caspar Distractor, 19 mm

50-419.01
Bohrer 1,7 mm, 145 mm, Bohrtiefe 8 mm
für Distraktionsschrauben

Drill 1,7 mm, 145 mm, drilling depth
8 mm for distraction screws

Specula



CASPAR
50-402.01
40 mm
1½"

CASPAR

Artikel-Nr. Cat. No.	Blattlänge Length of blades
50-402.01	40 mm / 1½"
50-402.02	45 mm / 1¾"
50-402.03	50 mm / 2"
50-402.04	55mm / 2⅛"
50-402.05	60 mm / 2¼"
50-402.06	65 mm / 2½"
50-402.07	75 mm / 3"
50-402.08	85 mm / 3¼"

Spekula
Specula

CASPAR
50-403.02

CASPAR

Artikel-Nr. Cat. No.	
50-403.01	Gegensperrer komplett mit 6 Blätter Counter retractor, complete with 6 blades
50-403.02	Gegensperrer, alleine Counter Retractor, only



50-403.06
50 mm
2"

CASPAR

Artikel-Nr. Cat. No.	Blattlänge Length of blades
50-403.03	35mm / 1¼"
50-403.04	40 mm / 1½"
50-403.05	45 mm / 1¾"
50-403.06	50 mm / 2"
50-403.07	55 mm / 2⅛"
50-403.08	60 mm / 2¼"
50-403.09	65 mm / 2½"
50-403.10	75 mm / 3"
50-403.11	85 mm / 3¼"

Blätter alleine
Blades only

Schädelhalter
Cervical Traction Tongs

½

50-381.01
Ø 3,5 mm

½

50-381.02
Ø 5,0 mm



½

CRUTCHFIELD
50-380.02

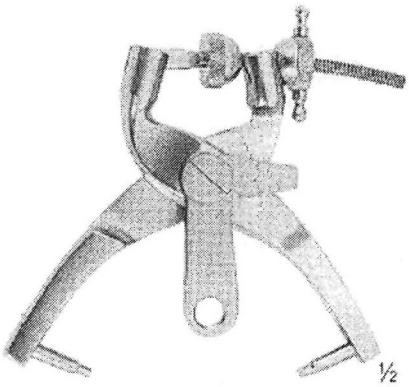

½

CRUTCHFIELD
50-380.01

½

50-385.01

Ersatzdorn
Spare Pin

½

50-386.01

LEYLA Retraktor Arm System
LEYLA Retractor Arm System

Artikel-Nr.
Cat. No.

50-482.01 Hirnspatelhalter, flexibel, für flache Spatel, mit 1 Spannarm, komplett, bestehend aus:
Brain retractor, flexible, for flat spatula with 1 flexible arm, complete, consisting of:

- **50-482.02** Fixierungsvorrichtung für 1 Spannarm
  Fixation base for 1 flexible arm
- **50-480.06** Spannarm
  Flexible arm only
- **50-480.07** Spannhalter für flache Spatel
  Support for flat brain spatulas



YASARGIL
50-483.01

50-483.01 Hirnspatelhalter, flexibel, für 2 flache Spatel, mit 2 Spannarm, komplett, bestehend aus:
Brain retractor, flexible, for flat spatula with 2 flexible arm, complete, consisting of:

- **50-483.02** Fixierungsvorrichtung für 2 Spannarm
  Fixation base for 2 flexible arm
- **50-480.06** Spannarm (2x)
  Flexible arm only (2x)
- **50-480.07** Spannhalter für flache Spatel (2x)
  Support for flat brain spatulas (2x)



50-480.06 **Flexibler** Spannarm allein
Flexible arm only

YASARGIL
50-480.06

LEYLA Retraktor Arm System
LEYLA Retractor Arm System

	Artikel-Nr. Cat. No.	
50-480.07	**50-480.07**	Halter für flache Hirnspatel Support for flat brain spatula
	50-485.01	Halter für Hirnspatel mit rundem Schaft Support for brain spatula with round shaft
50-483.02	**50-483.02**	Fixiervorrichtung am Schädel für 2 Arme Fixation for 2 arms at skull
50-482.02	**50-482.02**	Fixiervorrichtung am Schädel für 1 Arme Fixation for 1 arms at skull
50-484.02	**50-484.02**	Fixiervorrichtung für 1 Arm an Rohrteilen bis Ø 16 mm Fixation base for 1 arm on bars up to Ø 16 mm

Wundspreitzer für die Wirbelsäule
Reractors for spine

CASPAR
50-404.01

	Artikel-Nr. Cat. No.	Blattlänge Length of blades
CASPAR	50-404.01	Sperrer mit 10 Blättern Retractor, with 10 blades
	50-404.02	Sperrer alleine Retractor, only

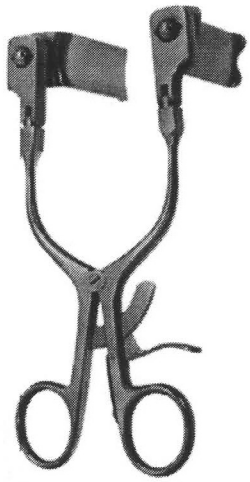

CASPAR
50-405.01

CASPAR	50-405.01	Gegensperrer mit 5 Blättern CounterRetractor with 5 blades
	50-405.02	Gegensperrer, alleine Counter Retractor, only



50-406.01

	50-406.01	Gegensperrer mit 5 Blättern CounterRetractor with 5 blades
	50-406.02	Gegensperrer, alleine Counter Retractor, only

50-407.01

	50-407.01	Blätter-Wechselpinzette Blade ejector

Abmessungs-Schema
Dimensional Diagram

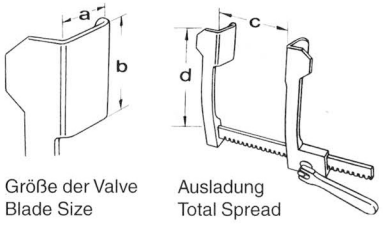

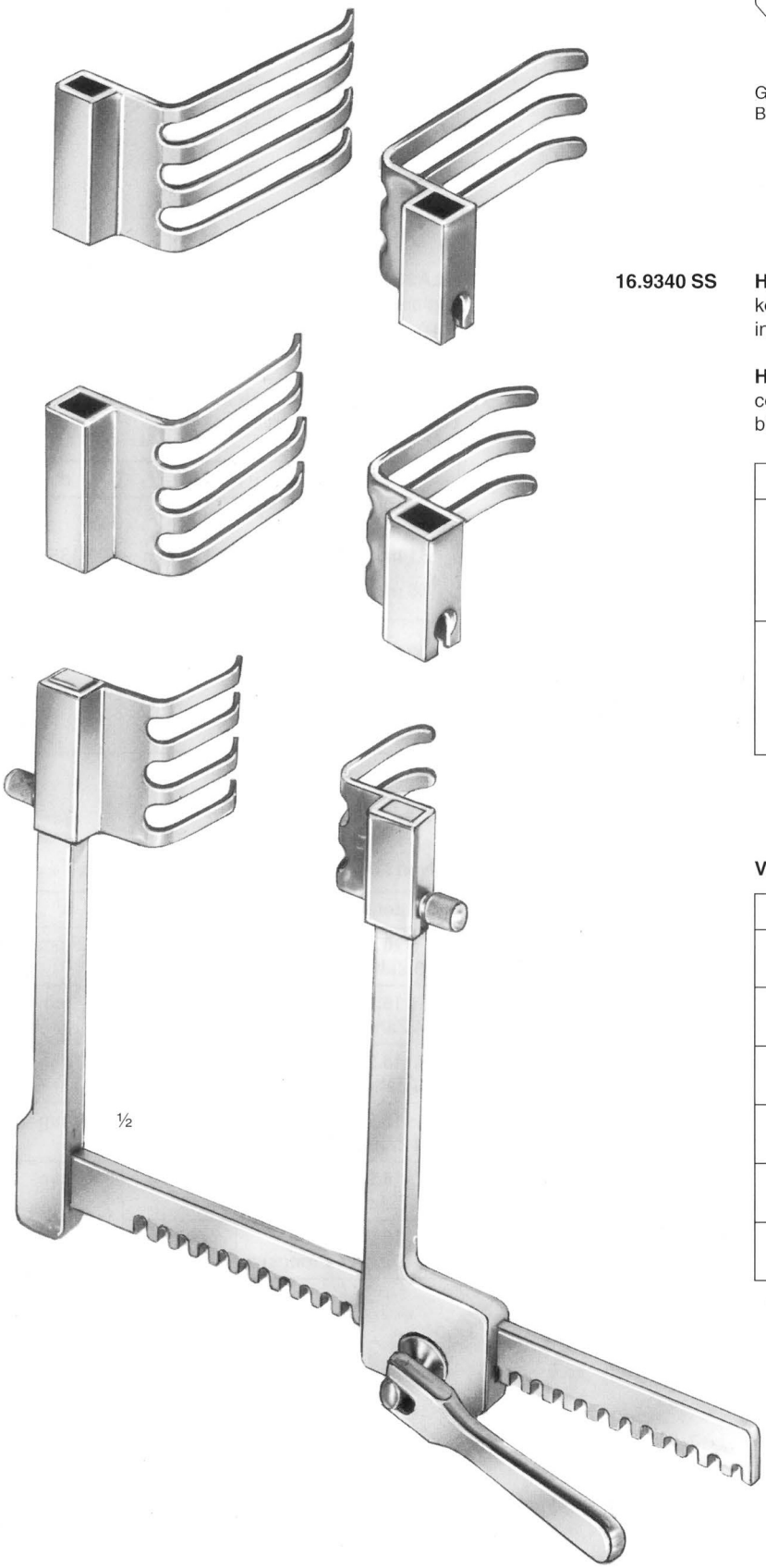

16.9340 SS **HAUSER-FRENCH**
komplett mit 3 Paar auswechselbaren, ineinandergreifenden Valven, 3 und 4 Zähne

HAUSER-FRENCH
complete with set (6 blades) of interchangeable blades, 3 and 4 Prongs

a	b	c	d
38 mm 51 mm 66 mm	32 mm, 3 Zähne/ 3 Prongs	130 mm	125/135 mm
38 mm 51 mm 66 mm	42 mm, 4 Zähne/ 4 Prongs		

Valven / Blades

Bestellnummer /PN	a	b
16.9338 V 43 (3 Zähne/3 Prongs)	38 mm	32 mm
16.9338 V 44 (4 Zähne/4 Prongs)	38 mm	42 mm
16.9338 V 63 (3 Zähne/3 Prongs)	51 mm	32 mm
16.9338 V 64 (4 Zähne/4 Prongs)	51 mm	42 mm
16.9338 V 73 (3 Zähne/3 Prongs)	66 mm	32 mm
16.9338 V 74 (4 Zähne/4 Prongs)	66 mm	42 mm

Abmessungs-Schema
Dimensional Diagram

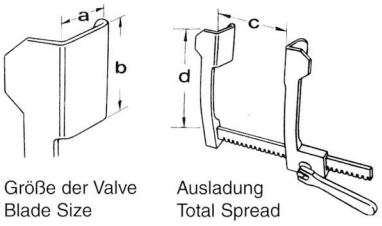

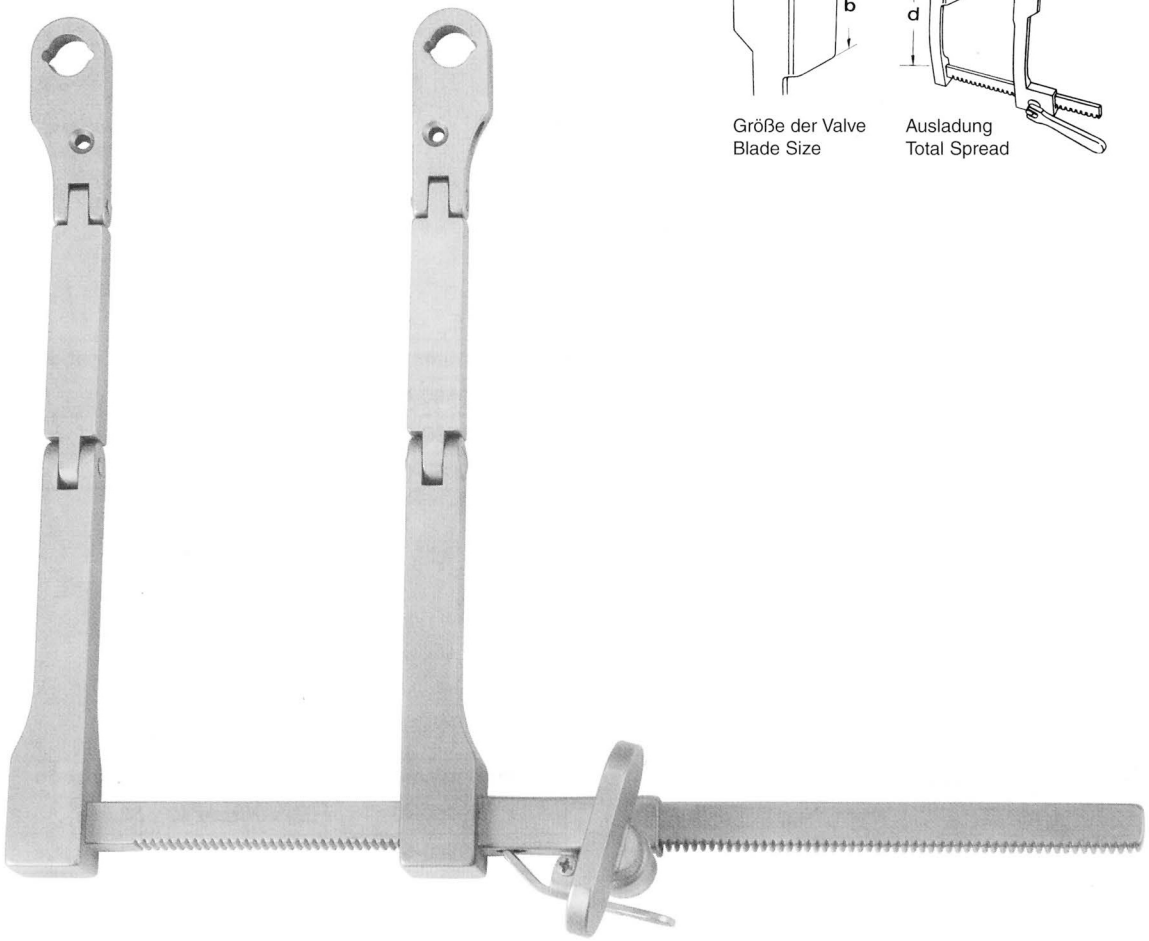

16.9660 SS	**LAMINEKTOMIE-SPERRER, DOPPELGELENK** mit Kugelverschluß und Verdrehsicherung, Sperrer allein für Laminektomie und Hemi-Laminektomie, lumbal thorakal und cervical (durch Umstecken der Schraube ist der Sperrer links und rechts verwendbar).	**LAMINECTOMY-RETRACTOR, DOUBLE HINGED** with Ball Snap and Torsion Lock, Retractor only for laminectomy and hemi-laminectomy, lumbal, thoracal and cervical use (by reversing the screw, the retractor can be used left and right).
16.9665 SS	**LAMINEKTOMIE-SPERRER, SET** mit Kugelverschluß und Verdrehsicherung bestehend aus:	**LAMINECTOMY-RETRACTOR, SET** with Ball Snap and Torsion Lock consisting of:
16.9660 SS	Laminektomie-Sperrer und	Laminectomy-Retractor and
16.9660-40	Haken, 40 mm	Hook, 40 mm
16.9660-43	Valve, 40 x 38 mm	Blade, 40 x 38 mm
16.9660-63	Valve, 67 x 32 mm	Blade, 67 x 32 mm
16.9660-45	Valve, 40 x 51 mm	Blade, 40 x 51 mm
16.9660-65	Valve, 63 x 57 mm	Blade, 63 x 57 mm

Valven zum Laminektomie Sperrer, mit Kugelverschluß und Verdrehsicherung

Blades for Lamiectomy Retractor, Ball Snap and Torsion Look

Abmessungs-Schema
Dimensional Diagram

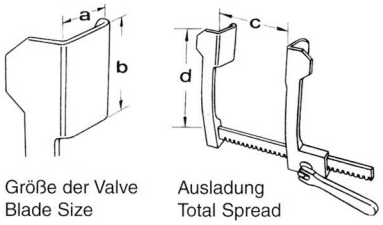

Bestellnummer/PN	Bezeichnung/Designation
16.9660-40	Haken/Hook 40 mm
16.9660-50	Haken/Hook 50 mm
16.9660-60	Haken/Hook 60 mm

Bestellnummer/PN	Bezeichnung/Designation
16.9660-43	Valve/Blade 40 x 38 mm
16.9660-63	Valve/Blade 67 x 32 mm
16.9660-45	Valve/Blade 40 x 51 mm
16.9660-44	Valve/Blade 44 x 38 mm
16.9660-65	Valve/Blade 63 x 57 mm

Bestellnummer/PN	Bezeichnung/Designation
16.9660-25	T-Valve/T-Blade 50 mm
16.9660-26	T-Valve/T-Blade 60 mm

Abmessungs-Schema
Dimensional Diagram

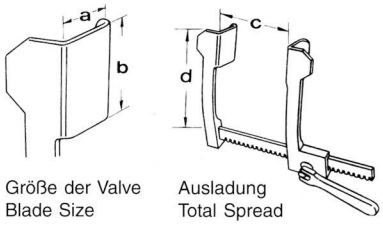



23.770-00

WUNDSPREIZER FÜR DIE CERVICALE WIRBELSÄULE
mit Kugelverschluß und Verdrehsicherung
Spreizer allein
(durch Umstecken der Schraube ist der Spreizer links und rechts verwendbar)

CERVICAL SPINE RETRACTOR
with Ball Snap and Torsion Lock
Retractor only
(By reversing the screw, the retractor can be used left and right)

23.775-00

WUNDSPREIZER SET FÜR DIE CERVICALE WIRBELSÄULE
mit Kugelverschluß und Verdrehsicherung
bestehend aus:
Wundspreizer 23.770-00 und
fünf Medial Valven 23.772-40 – 23.772-60
und
fünf Lateral Valven 23.770-40 – 23.770-60

CERVICAL SPINE RETRACTOR SET
with Ball Snap and Torsion Lock
consisting of:
Retractor 23.770-00 and
five Medial Blades 23.772-40 – 23.772-60
and
five Lateral Blades 23.770-40 – 23.770-60

(Abb./Ill.) **23.780-00**

WUNDSPREIZER FÜR DIE CERVICALE WIRBELSÄULE
mit Kugelverschluß und Verdrehsicherung
Spreizer allein

CERVICAL SPINE RETRACTOR
with Ball Snap and Torsion Lock
Retractor only

23.785-00

WUNDSPREIZER SET FÜR DIE CERVICALE WIRBELSÄULE
mit Kugelverschluß und Verdrehsicherung
bestehend aus:
Wundspreizer 23.780-00,
fünf Longitudinal Valven 23.773-40 – 23.773-60

CERVICAL SPINE RETRACTOR SET
with Ball Snap and Torsion Lock
consisting of:
Retractor 23.780-00 and
five Longitudinal Blades 23.773-40 – 23.773-60



LATERAL VALVEN MIT KUGELVERSCHLUSS UND VERDREHSICHERUNG, GEZAHNT

LATERAL BLADES, BALL SNAP AND TORSION LOCK, SERRATED

Bestellnummer/PN	Beschreibung	Description
23.770-30	**Lateral Valve** gezahnt, 30 x 23 mm	**Lateral Blade** serrated, 30 x 23 mm
23.770-35 (Abb./Ill.)	**Lateral Valve** gezahnt, 35 x 23 mm	**Lateral Blade** serrated, 35 x 23 mm
23.770-40	**Lateral Valve** gezahnt, 40 x 23 mm	**Lateral Blade** serrated, 40 x 23 mm
23.770-45	**Lateral Valve** gezahnt, 45 x 23 mm	**Lateral Blade** serrated, 45 x 23 mm
23.770-50	**Lateral Valve** gezahnt, 50 x 23 mm	**Lateral Blade** serrated, 50 x 23 mm
23.770-55	**Lateral Valve** gezahnt, 55 x 23 mm	**Lateral Blade** serrated, 55 x 23 mm
23.770-60	**Lateral Valve** gezahnt, 60 x 23 mm	**Lateral Blade** serrated, 60 x 23 mm
23.770-65	**Lateral Valve** gezahnt, 65 x 23 mm	**Lateral Blade** serrated, 65 x 23 mm
23.770-70	**Lateral Valve** gezahnt, 70 x 23 mm	**Lateral Blade** serrated, 70 x 23 mm



BECKENKAMM VALVEN MIT KUGELVERSCHLUSS UND VERDREHSICHERUNG, OFFEN
(zur Spanentnahme am Beckenkamm)

ILLIAC BLADES, BALL SNAP AND TORSION LOCK, FENESTRATED
(for harvesting of the fusion graft from the illiac crest)

Bestellnummer/PN	Beschreibung	Description
23.771-50 (Abb./Ill.)	**Fenestrated Valve** stumpf, 50 x 23 mm	**Fenestrated Blade** blunt, 50 x 23 mm
23.771-60	**Fenestrated Valve** stumpf, 60 x 23 mm	**Fenestrated Blade** blunt, 60 x 23 mm



MEDIAL VALVEN MIT KUGELVERSCHLUSS UND VERDREHSICHERUNG, TIEF GEZAHNT
MEDIAL BLADES, BALL SNAP AND TORSION LOCK, LONG SERRATED

Bestellnummer/PN	Beschreibung	Description
23.772-30	**Medial Valve** tief gezahnt, 30 x 23 mm	**Medial Blade** long serrated, 30 x 23 mm
23.772-35	**Medial Valve** tief gezahnt, 35 x 23 mm	**Medial Blade** long serrated, 35 x 23 mm
23.772-40	**Medial Valve** tief gezahnt, 40 x 23 mm	**Medial Blade** long serrated, 40 x 23 mm
23.772-45	**Medial Valve** tief gezahnt, 45 x 23 mm	**Medial Blade** long serrated, 45 x 23 mm
23.772-50	**Medial Valve** tief gezahnt, 50 x 23 mm	**Medial Blade** long serrated, 50 x 23 mm
23.772-55	**Medial Valve** tief gezahnt, 55 x 23 mm	**Medial Blade** long serrated, 55 x 23 mm
23.772-60	**Medial Valve** tief gezahnt, 60 x 23 mm	**Medial Blade** long serrated, 60 x 23 mm
23.772-65	**Medial Valve** tief gezahnt, 65 x 23 mm	**Medial Blade** long serrated, 65 x 23 mm
23.772-70	**Medial Valve** tief gezahnt, 70 x 23 mm	**Medial Blade** long serrated, 70 x 23 mm



LONGITUDINAL VALVEN MIT KUGELVERSCHLUSS UND VERDREHSICHERUNG, STUMPF
LONGITUDINAL BLADES, BALL SNAP AND TORSION LOCK, BLUNT

Bestellnummer/PN	Beschreibung	Description
23.773-30	**Longitudinal Valve** stumpf, 30 x 23 mm	**Longitudinal Blade** blunt, 30 x 23 mm
23.773-3	**Longitudinal Valve** stumpf, 35 x 23 mm	**Longitudinal Blade** blunt, 35 x 23 mm
23.773-40	**Longitudinal Valve** stumpf, 40 x 23 mm	**Longitudinal Blade** blunt, 40 x 23 mm
23.773-45 (Abb./Ill.)	**Longitudinal Valve** stumpf, 45 x 23 mm	**Longitudinal Blade** blunt, 45 x 23 mm
23.773-50	**Longitudinal Valve** stumpf, 50 x 23 mm	**Longitudinal Blade** blunt, 50 x 23 mm
23.773-55	**Longitudinal Valve** stumpf, 55 x 23 mm	**Longitudinal Blade** blunt, 55 x 23 mm
23.773-60	**Longitudinal Valve** stumpf, 60 x 23 mm	**Longitudinal Blade** blunt, 60 x 23 mm
23.773-65	**Longitudinal Valve** stumpf, 65 x 23 mm	**Longitudinal Blade** blunt, 65 x 23 mm
23.773-70	**Longitudinal Valve** stumpf, 70 x 23 mm	**Longitudinal Blade** blunt, 70 x 23 mm

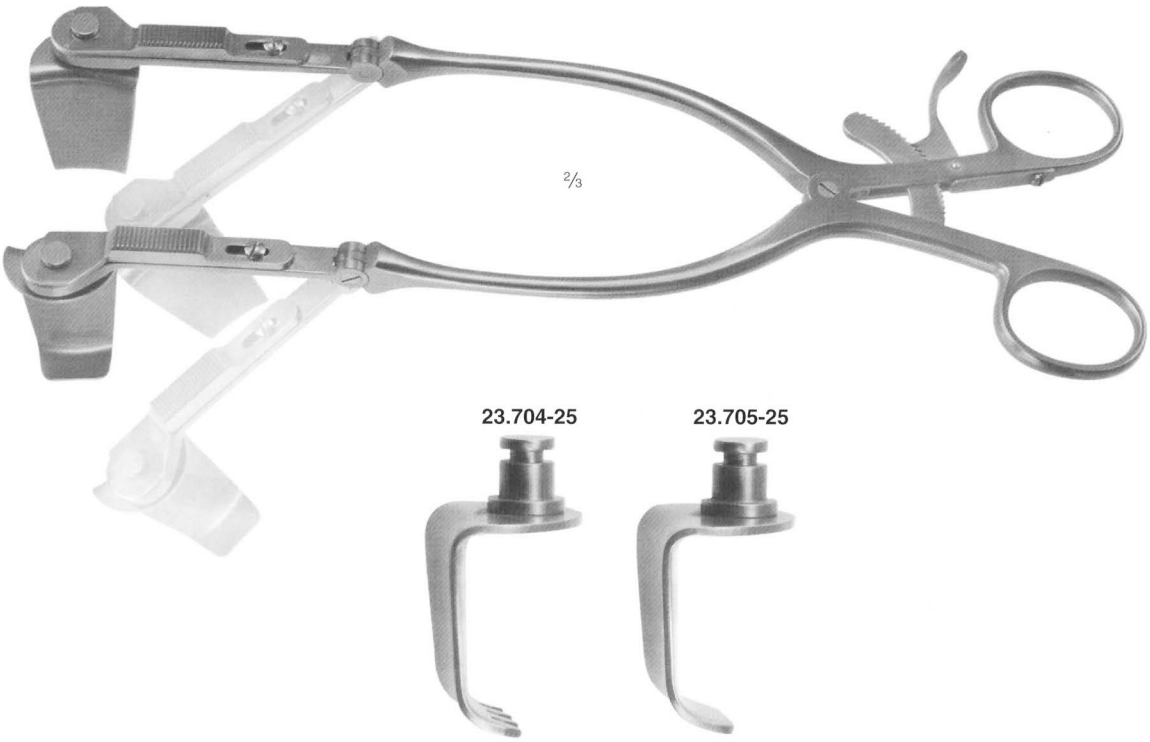

(Abb./Ill.)	23.700-25	**CLOWARD SPREIZER,** allein mit Schiebeverschluß, 25 cm	**CLOWARD RETRACTOR,** body only with slide lock, 25 cm
	23.701-90	**CLOWARD SPREIZER SET** mit Schiebeverschluß, komplett mit 14 Valven, 25 cm	**CLOWARD RETRACTOR SET** with slide lock, cpl. with 14 blades, 25 cm
(Abb./Ill.)	23.704-25	**VALVE** Schiebeverschluß, 25 mm, scharf	**BLADES** slide lock, 25 mm, sharp
(Abb./Ill.)	23.705-25	**VALVE** Schiebeverschluß, 25 mm, stumpf	**BLADES** slide lock, 25 mm, blunt
	23.704-30	**VALVE** Schiebeverschluß, 30 mm, scharf	**BLADES** slide lock, 30 mm, sharp
	23.705-30	**VALVE** Schiebeverschluß, 30 mm, stumpf	**BLADES** slide lock, 30 mm, blunt
	23.704-35	**VALVE** Schiebeverschluß, 35 mm, scharf	**BLADES** slide lock, 35 mm, sharp
	23.705-35	**VALVE** Schiebeverschluß, 35 mm, stumpf	**BLADES** slide lock, 35 mm, blunt
	23.704-40	**VALVE** Schiebeverschluß, 40 mm, scharf	**BLADES** slide lock, 40 mm, sharp
	23.705-40	**VALVE** Schiebeverschluß, 40 mm, stumpf	**BLADES** slide lock, 40 mm, blunt
	23.704-45	**VALVE** Schiebeverschluß, 45 mm, scharf	**BLADES** slide lock, 45 mm, sharp
	23.705-45	**VALVE** Schiebeverschluß, 45 mm, stumpf	**BLADES** slide lock, 45 mm, blunt
	23.704-50	**VALVE** Schiebeverschluß, 50 mm, scharf	**BLADES** slide lock, 50 mm, sharp
	23.705-50	**VALVE** Schiebeverschluß, 50 mm, stumpf	**BLADES** slide lock, 50 mm, blunt
	23.704-55	**VALVE** Schiebeverschluß, 55 mm, scharf	**BLADES** slide lock, 55 mm, sharp
	23.705-55	**VALVE** Schiebeverschluß, 55 mm, stumpf	**BLADES** slide lock, 55 mm, blunt

23.704-25 23.705-25

(Abb./Ill.)	23.705-16	**CERVICAL SPREIZER,** allein mit Schiebeverschluß, gebogen, 16 cm	**CERVICAL RETRACTOR,** body only with slide lock, curved, 16 cm
	23.705-90	**CERVICAL SPREIZER SET** mit Schiebeverschluß, komplett mit 14 Valven, 16 cm	**CERVICAL RETRACTOR SET** with slide lock, cpl. with 14 blades, 16 cm
(Abb./Ill.)	23.704-25	**VALVEN** Schiebeverschluß, 25 mm, scharf	**BLADES** slide lock, 25 mm, sharp
(Abb./Ill.)	23.705-25	**VALVEN** Schiebeverschluß, 25 mm, stumpf	**BLADES** slide lock, 25 mm, blunt
	23.704-30	**VALVEN** Schiebeverschluß, 30 mm, scharf	**BLADES** slide lock, 30 mm, sharp
	23.705-30	**VALVEN** Schiebeverschluß, 30 mm, stumpf	**BLADES** slide lock, 30 mm, blunt
	23.704-35	**VALVEN** Schiebeverschluß, 35 mm, scharf	**BLADES** slide lock, 35 mm, sharp
	23.705-35	**VALVEN** Schiebeverschluß, 35 mm, stumpf	**BLADES** slide lock, 35 mm, blunt
	23.704-40	**VALVEN** Schiebeverschluß, 40 mm, scharf	**BLADES** slide lock, 40 mm, sharp
	23.705-40	**VALVEN** Schiebeverschluß, 40 mm, stumpf	**BLADES** slide lock, 40 mm, blunt
	23.704-45	**VALVEN** Schiebeverschluß, 45 mm, scharf	**BLADES** slide lock, 45 mm, sharp
	23.705-45	**VALVEN** Schiebeverschluß, 45 mm, stumpf	**BLADES** slide lock, 45 mm, blunt
	23.704-50	**VALVEN** Schiebeverschluß, 50 mm, scharf	**BLADES** slide lock, 50 mm, sharp
	23.705-50	**VALVEN** Schiebeverschluß, 50 mm, stumpf	**BLADES** slide lock, 50 mm, blunt
	23.704-55	**VALVEN** Schiebeverschluß, 55 mm, scharf	**BLADES** slide lock, 55 mm, sharp
	23.705-55	**VALVEN** Schiebeverschluß, 55 mm, stumpf	**BLADES** slide lock, 55 mm, blunt

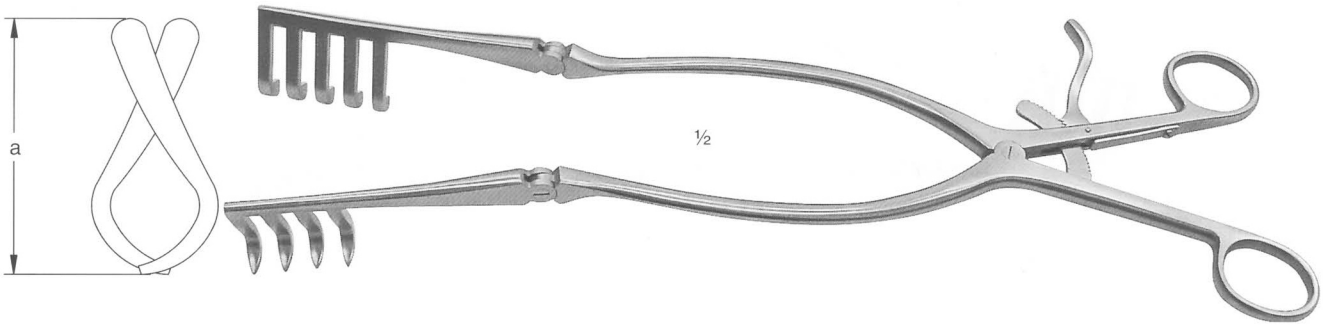

(Abb./Ill.) **23.310-33** **BECKMANN-ADSON**
4 x 5 Zähne, spitz, a = 33 mm, 33 cm

BECKMANN-ADSON RETRACTOR
sharp, 4 x 5 prongs, a = 33 mm, 33 cm

23.311-33 **BECKMANN-ADSON**
4 x 5 Zähne, stumpf, a = 33 mm, 33 cm

BECKMANN-ADSON RETRACTOR
blunt, 4 x 5 prongs, a = 33 mm, 33 cm

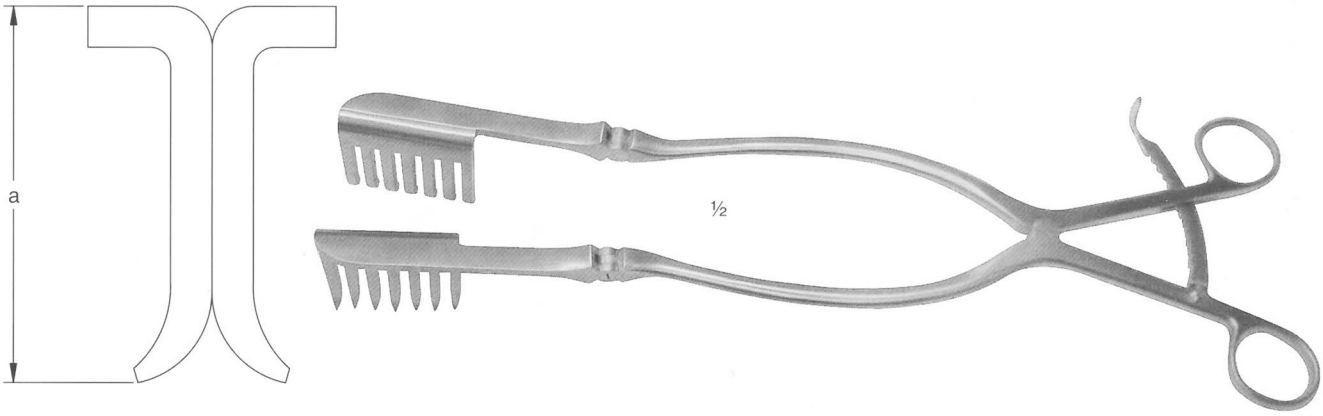

(Abb./Ill.) **23.320-32** **BECKMANN-EATON**
7 x 7 Zähne, spitz, a = 50 mm, 32 cm

BECKMANN-EATON RETRACTOR
sharp, 7 x 7 prongs, a = 50 mm, 32 cm

23.321-32 **BECKMANN-EATON**
7 x 7 Zähne, stumpf, a = 50 mm, 32 cm

BECKMANN-EATON RETRACTOR
blunt, 7 x 7 prongs, a = 50 mm, 32 cm

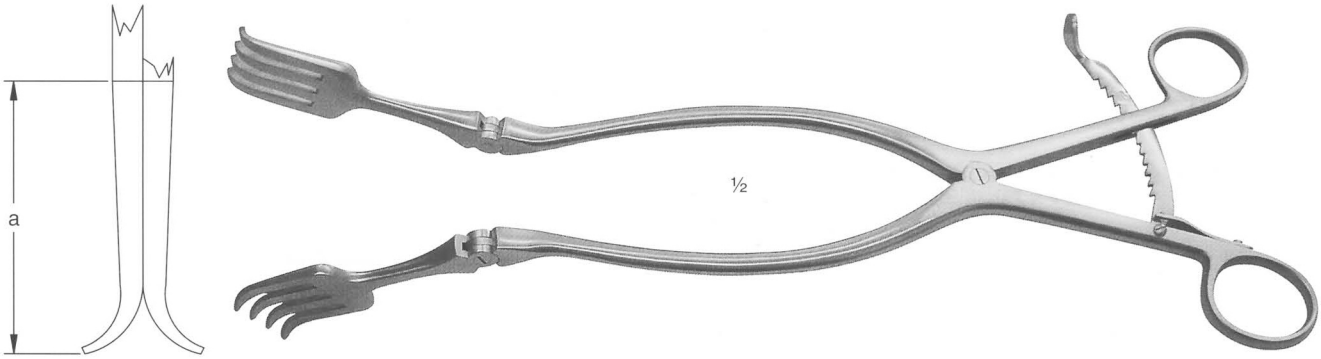

(Abb./Ill.) **23.332-31** **OBERHILL RETRAKTOR**
4 x 4 Zähne, spitz, a = 36 mm, 31 cm

OBERHILL RETRACTOR
sharp, 4 x 4 prongs, a = 36 mm, 31 cm

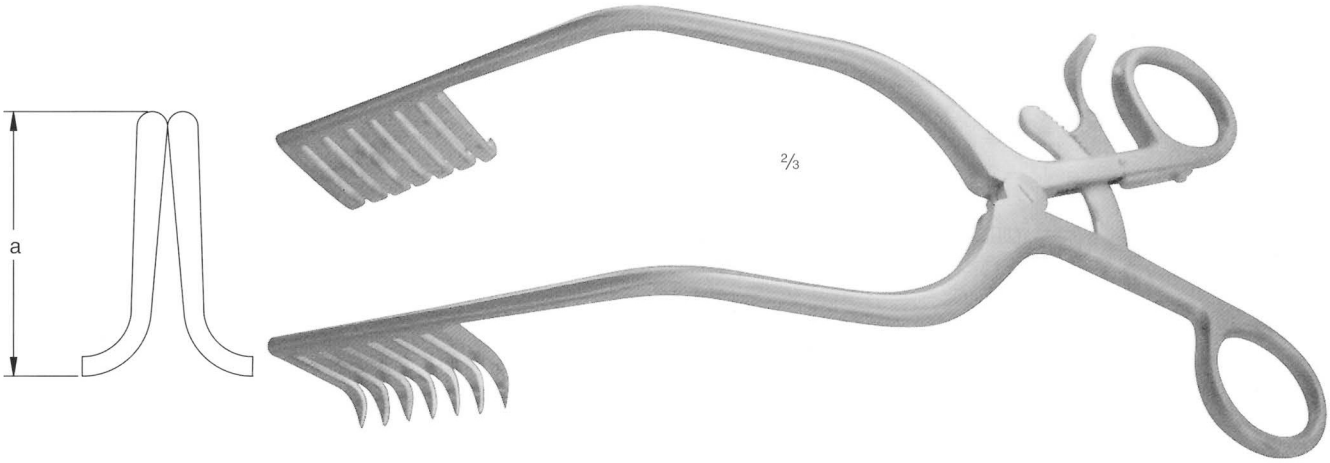

(Abb./Ill.) **23.220-22** **MISKIMON**
7 x 7 Zähne, spitz, a = 35 mm, 22 cm

MISKIMON CEREBELLAR RETRACTOR
sharp, 7 x 7 prongs, a = 35 mm, 22 cm

23.221-22 **MISKIMON**
7 x 7 Zähne, stumpf, a = 35 mm, 22 cm

MISKIMON CEREBELLAR RETRACTOR
blunt, 7 x 7 prongs, a = 35 mm, 22 cm

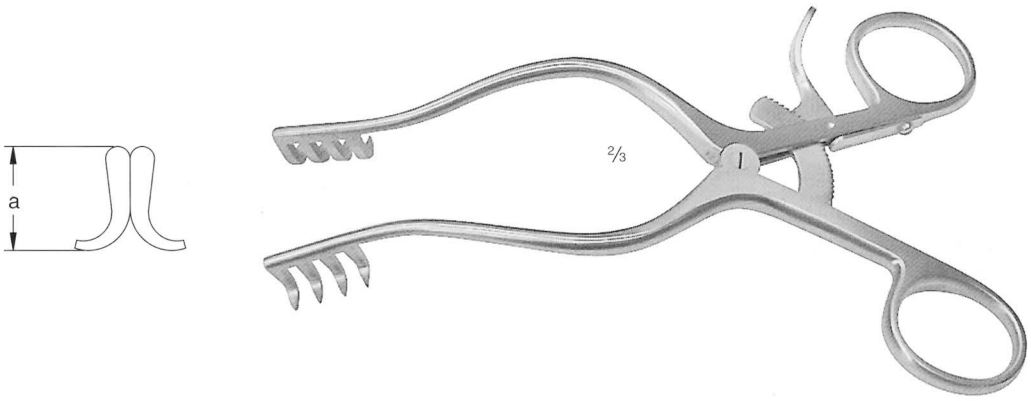

(Abb./Ill.) **23.224-15** **MOLLISON**
4 x 4 Zähne, spitz, a = 14 mm, 15 cm

MOLLISON RETRACTOR
sharp, 4 x 4 prongs, a = 14 mm, 15 cm

23.225-15 **MOLLISON**
4 x 4 Zähne, stumpf, a = 14 mm, 15 cm

MOLLISON RETRACTOR
blunt, 4 x 4 prongs, a = 14 mm, 15 cm

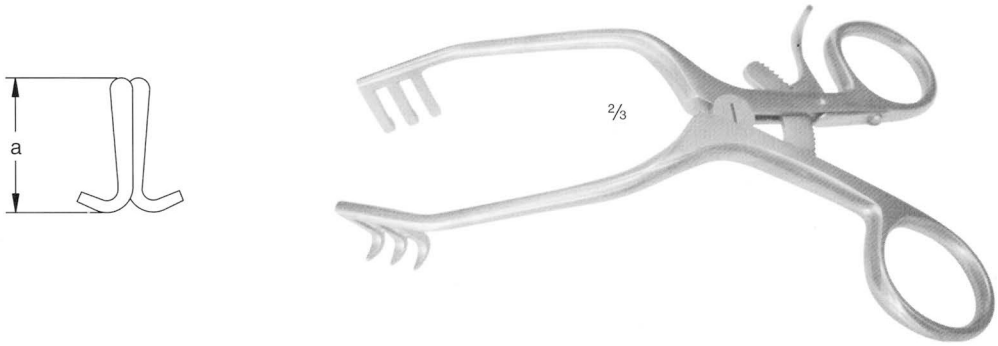

(Abb./Ill.) **23.228-12** **SCHUHKNECHT**
3 x 3 Zähne, spitz, a = 18 mm, 12,5 cm

SCHUHKNECHT RETRACTOR
sharp, 3 x 3 prongs, a = 18 mm, 12,5 cm

23.229-12 **SCHUHKNECHT**
3 x 3 Zähne, stumpf, a = 18 mm, 12,5 cm

SCHUHKNECHT RETRACTOR
blunt, 3 x 3 prongs, a = 18 mm, 12,5 cm

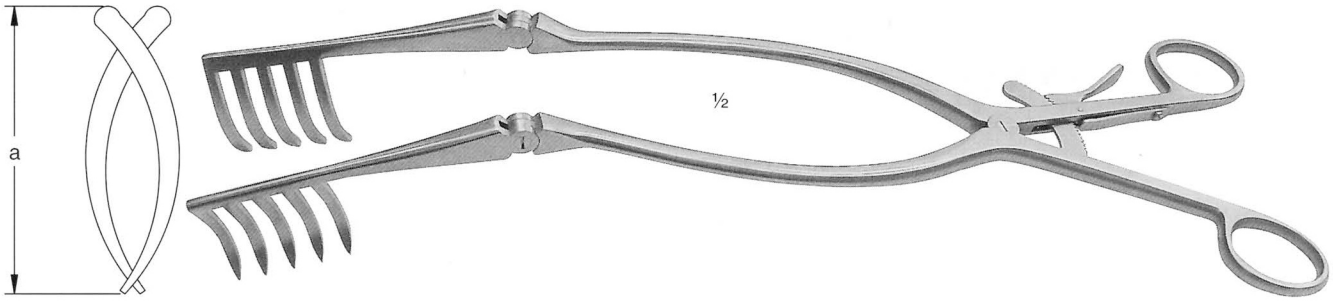

(Abb./Ill.)	**23.334-32**	**BECKMANN STILLE** 5 x 5 Zähne, spitz, a = 38 mm, 32,5 cm	**BECKMANN STILLE RETRACTOR** sharp, 5 x 5 prongs, a = 38 mm, 32,5 cm
	23.335-32	**BECKMANN STILLE** 5 x 5 Zähne, stumpf, a = 38 mm, 32,5 cm	**BECKMANN STILLE RETRACTOR** blunt, 5 x 5 prongs, a = 38 mm, 32,5 cm

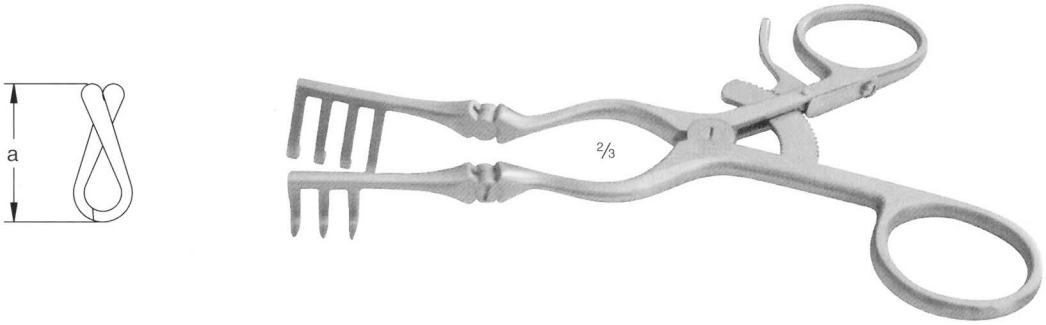

	23.340-14	**WEITLANER-BECKMANN (CONE)** 3 x 4 Zähne, spitz, a = 18 mm, 14 cm	**CONE SCALP RETRACTOR** sharp, 3 x 4 prongs, a = 18 mm, 14 cm
	23.341-14	**WEITLANER-BECKMANN (CONE)** 3 x 4 Zähne, stumpf, a = 18 mm, 14 cm	**CONE SCALP RETRACTOR** blunt, 3 x 4 prongs, a = 18 mm, 14 cm
(Abb./Ill.)	**23.340-16**	**WEITLANER-BECKMANN (CONE)** 3 x 4 Zähne, spitz, a = 18 mm, 16 cm	**CONE SCALP RETRACTOR** sharp, 3 x 4 prongs, a = 18 mm, 16 cm
	23.341-16	**WEITLANER-BECKMANN (CONE)** 3 x 4 Zähne, stumpf, a = 18 mm, 16 cm	**CONE SCALP RETRACTOR** blunt, 3 x 4 prongs, a = 18 mm, 16 cm
	23.340-20	**WEITLANER-BECKMANN (CONE)** 3 x 4 Zähne, spitz, a = 20 mm, 20 cm	**CONE SCALP RETRACTOR** sharp, 3 x 4 prongs, a = 20 mm, 20 cm
	23.341-20	**WEITLANER-BECKMANN (CONE)** 3 x 4 Zähne, stumpf, a = 20 mm, 20 cm	**CONE SCALP RETRACTOR** blunt, 3 x 4 prongs, a = 20 mm, 20 cm
	23.340-24	**WEITLANER-BECKMANN (CONE)** 3 x 4 Zähne, spitz, a = 27 mm, 24 cm	**CONE SCALP RETRACTOR** sharp, 3 x 4 prongs, a = 27 mm, 24 cm
	23.341-24	**WEITLANER-BECKMANN (CONE)** 3 x 4 Zähne, stumpf, a = 27 mm, 24 cm	**CONE SCALP RETRACTOR** blunt, 3 x 4 prongs, a = 27 mm, 24 cm

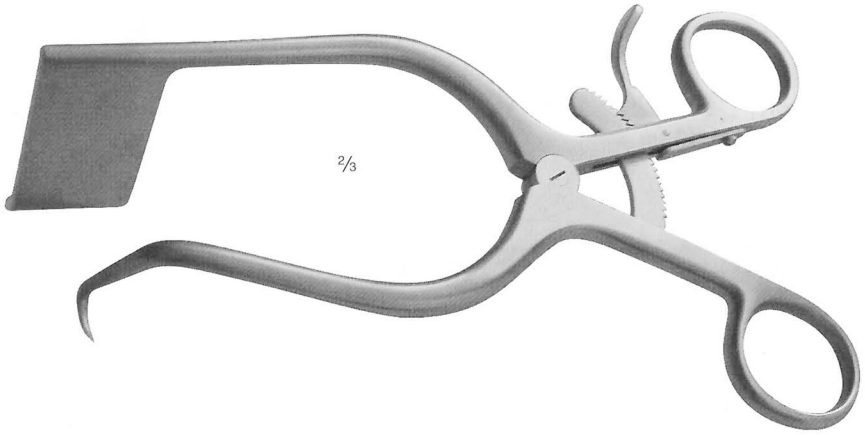

(Abb./Ill.) **23.580-17**

MARKHAM MEYERDING J
Gezahntes Blatt, 60 x 25 mm,
rechts, 17 cm

MARKHAM MEYERDING HEMILAMINECTOMY RETRACTOR
Serreted blade, 60 x 25 mm, right, 17 cm

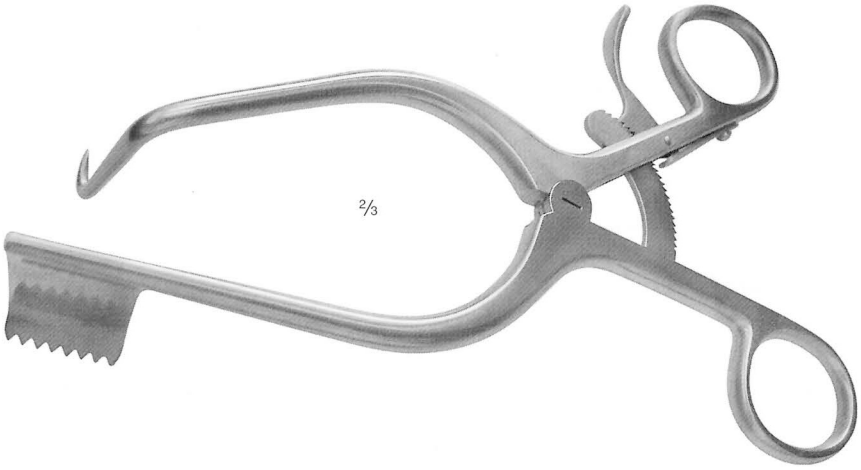

(Abb./Ill.) **23.582-17**

MARKHAM MEYERDING J
Gezahntes Blatt, 60 x 25 mm,
links, 17 cm

MARKHAM MEYERDING HEMILAMINECTOMY RETRACTOR
Serreted blade, 60 x 25 mm, left, 17 cm

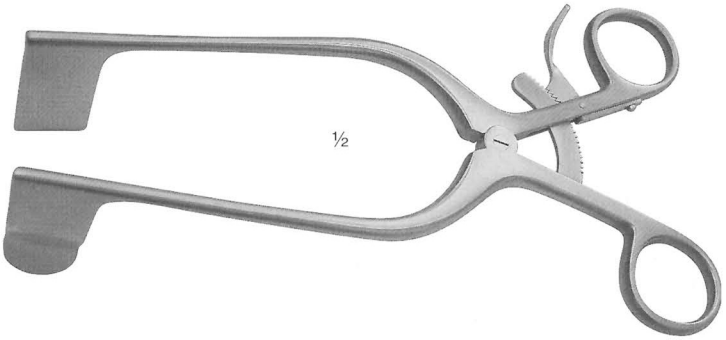

(Abb./Ill.) **23.520-19** **RIGBY**
volles Blatt, 19 cm

RIGBY RETRACTOR
massive blade, 19 cm

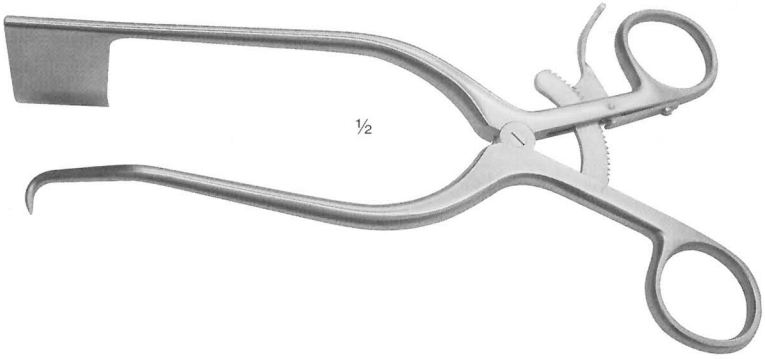

(Abb./Ill.) **23.560-19** **MARKHAM MEYERDING M**
gezahntes Blatt, 50 x 25 mm, rechts, 19 cm

MARKHAM MEYERDING RETRACTOR
serrated blade, 50 x 25 mm, right, 19 cm

23.562-19 **MARKHAM MEYERDING M**
gezahntes Blatt, 50 x 25 mm, links, 19 cm

MARKHAM MEYERDING RETRACTOR
serrated blade, 50 x 25 mm, left, 19 cm

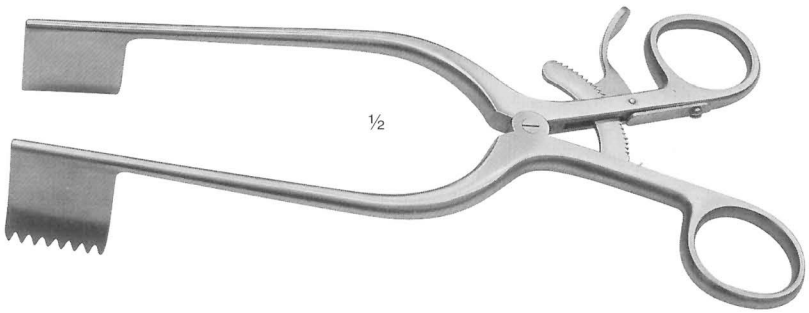

23.564-19 **MEYERDING M**
gezahntes Blatt, 45 x 25 mm, 19 cm

MEYERDING RETRACTOR
serrated blades, 45 x 25 mm, 19 cm

(Abb./Ill.) **23.566-19** **MEYERDING M**
gezahntes Blatt, 55 x 25 mm, 19 cm

MEYERDING RETRACTOR
serrated blades, 55 x 25 mm, 19 cm

23.568-19 **MEYERDING M**
gezahntes Blatt, 60 x 25 mm, 19 cm

MEYERDING RETRACTOR
serrated blades, 60 x 25 mm, 19 cm

23.570-19 **MEYERDING M**
gezahntes Blatt, 32 x 25 mm, 19 cm

MEYERDING RETRACTOR
serrated blades, 32 x 25 mm, 19 cm

23.572-19 **MEYERDING M**
gezahntes Blatt, 60 x 19 mm, 19 cm

MEYERDING RETRACTOR
serrated blades, 60 x 19 mm, 19 cm

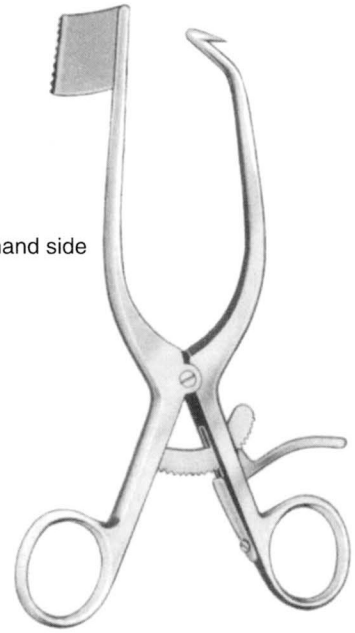

blade left hand side

Markham-Meyerding
06-119.01
18 cm / 7”

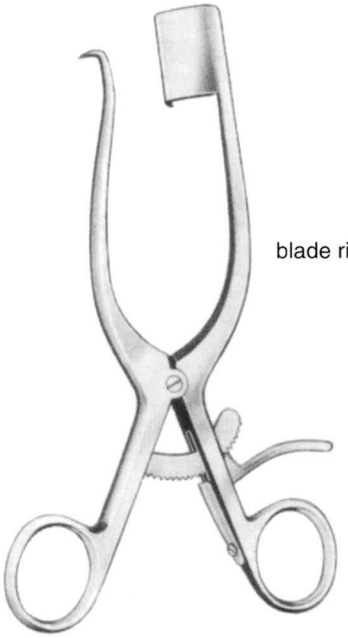

blade right hand side

Markham-Meyerding
06-119.02
18 cm / 7”

سه سال گارانتی تعویض

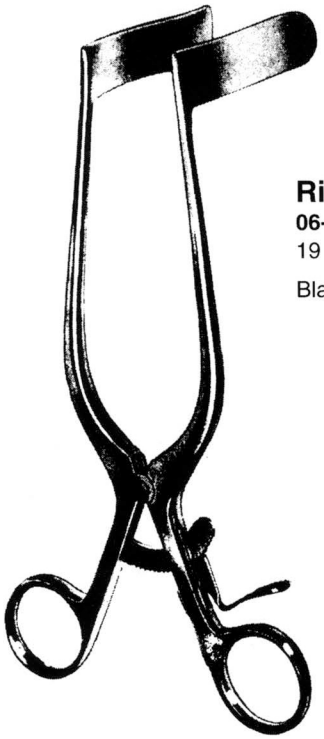

Rigby
06-120.19
19 cm / 7½”
Blades 70 mm x 16 m

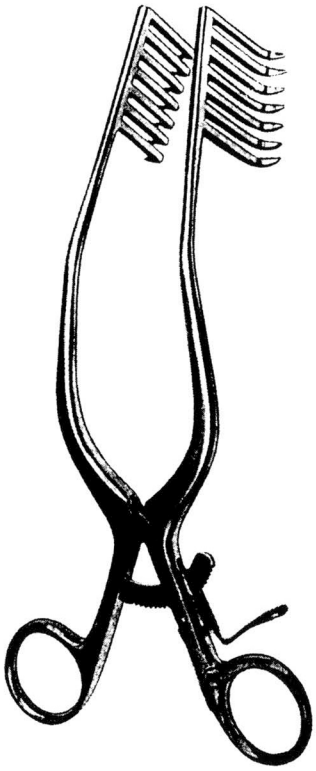

Miskimon
22 cm / 9”
06-113.22 sharp
06-114.22 blunt
7 x 7 teeth

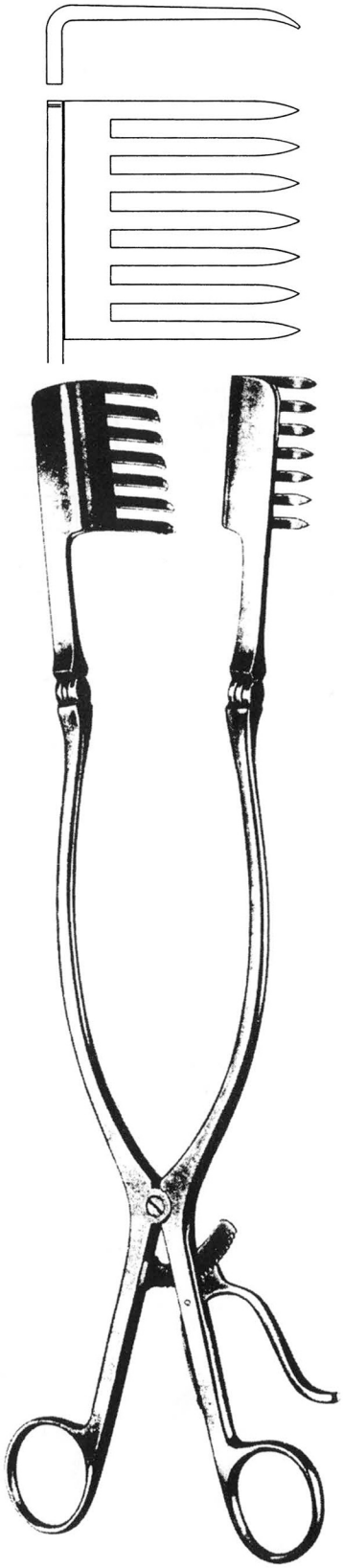

Beckmann-Eaton

06-151.32
32 cm / 12½”

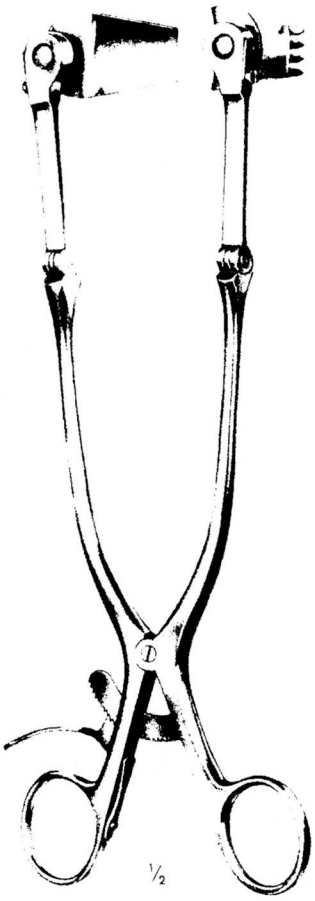

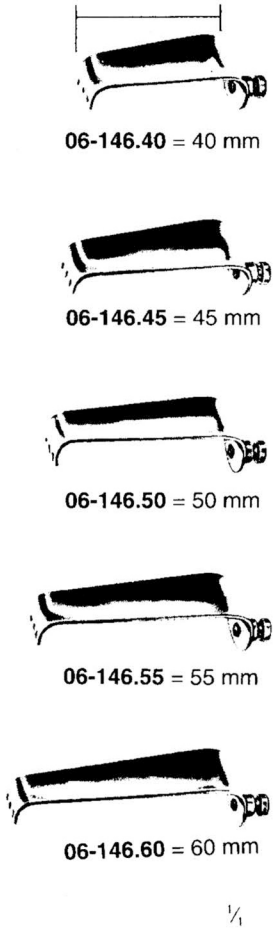

Cloward

06-146.00 complete, with 5 valves
25 cm / 10" complet avec 5 valves
completo con 5 valvas

06-146.25 Retractor only
Ecarteur sans valves
Separador sin valvas

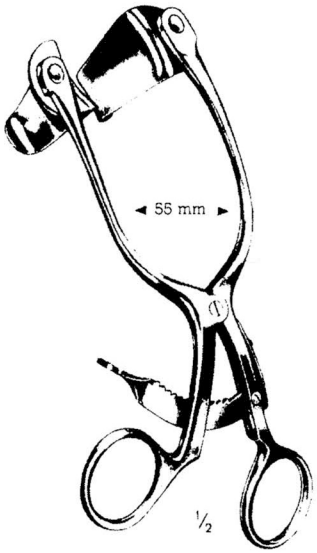

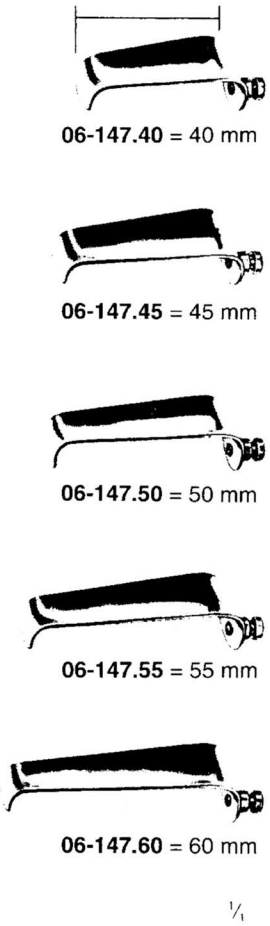

Cloward

06-147.00 complete, with 5 valves
16 cm / 6½" complet avec 5 valves
completo con 5 valvas

06-147.16 Retractor only
Ecarteur sans valves
Separador sin valvas

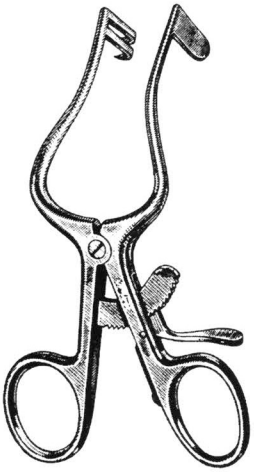

Belucci
10 cm / 4”
06-115.10
left solid blade
2 blunt teeth

06-116.10
right solid blade
2 blunt teeth

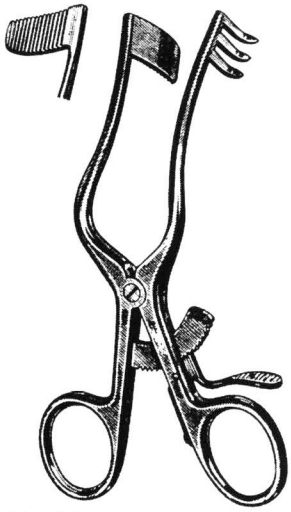

Perkins
14 cm / 5½”
06-117.14
left solid blade
3 teeth

06-118.14
right solid blade
3 teeth

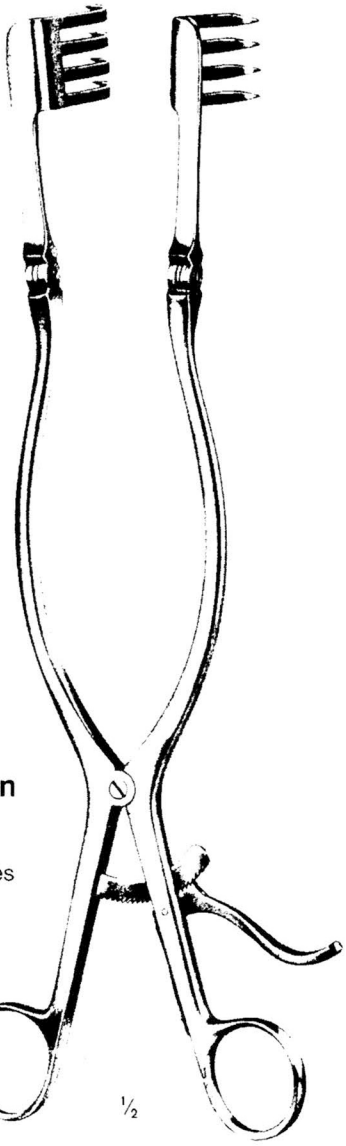

½

Beckmann-Adson

31 cm / 12¼”
4 x 4 teeth, dents, dentes

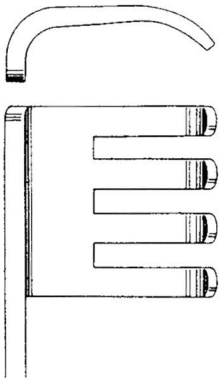

06-150.00

blunt
mousse
romo

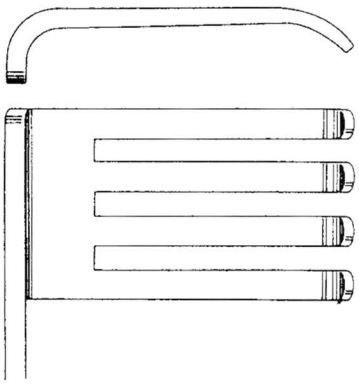

06-150.02

blunt
mousse
romo

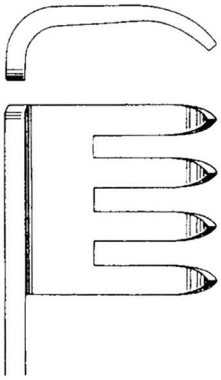

¼

06-150.01

sharp
pointu
agudo

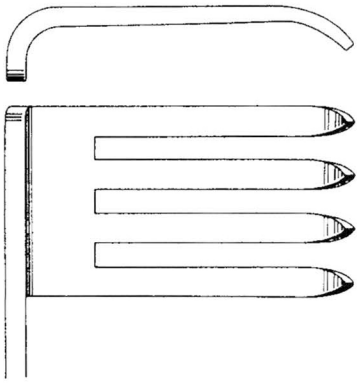

06-150.03

sparp
pointu
agudo

WUNDHAKEN RETRACTORS

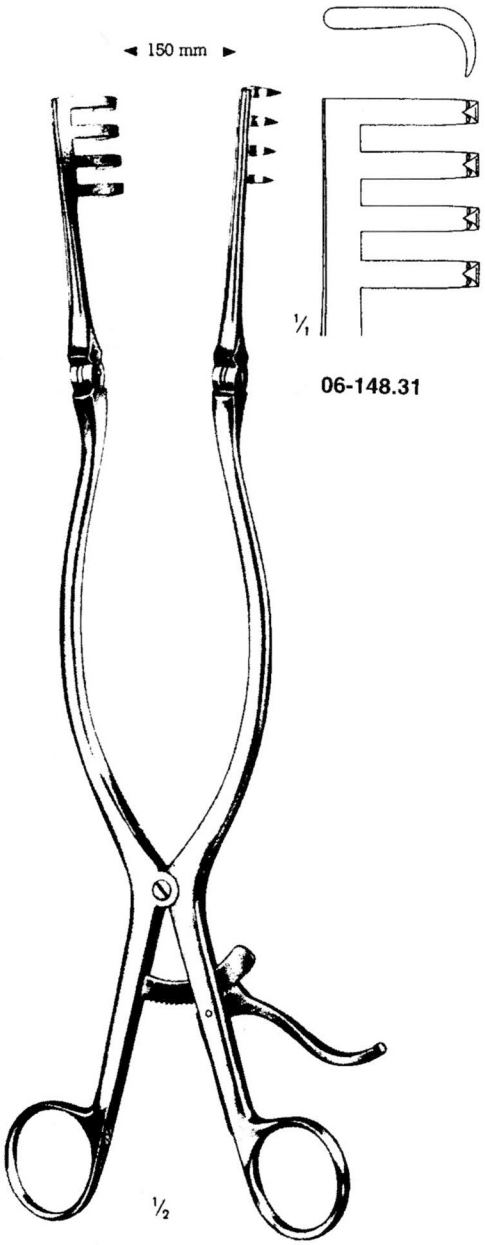

Beckmann Adson

31 cm / 12¼"
4 x 4 teeth, dents, dentes

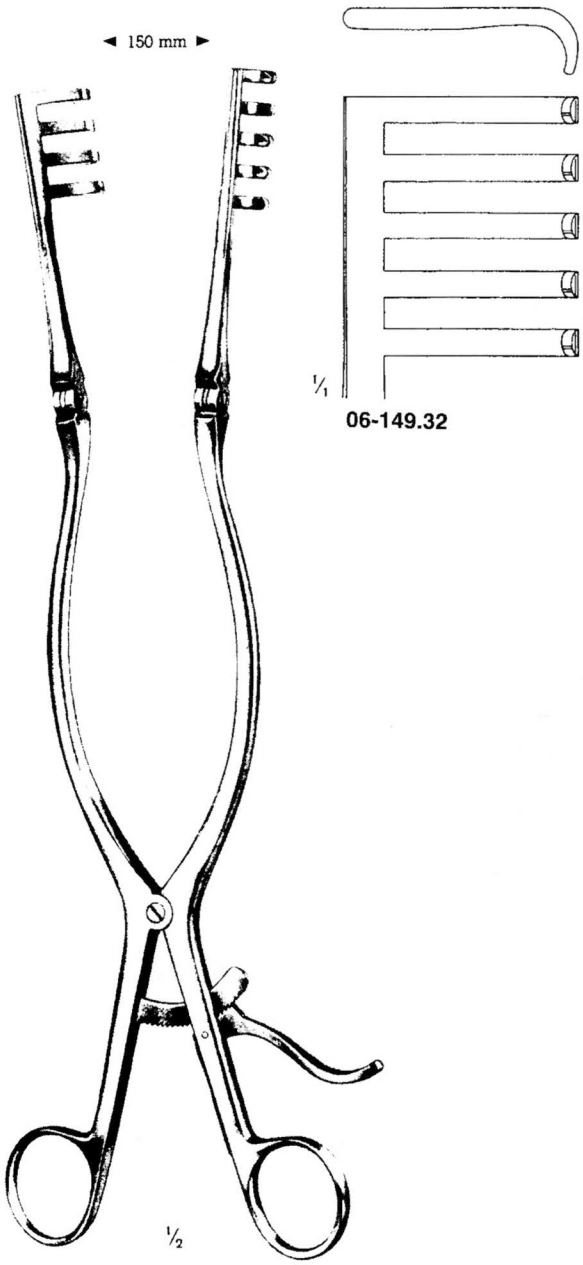

Beckmann Adson

32 cm / 12½"
4 x 5 teeth, dents, dentes



Weitlaner Beckmann

3 x 4 teeth, dents, dentes



06-144.14

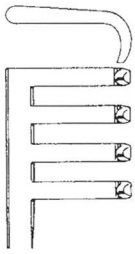

06-145.14



06-144.16

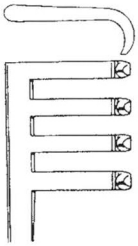

06-145.16

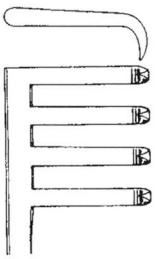

06-144.20

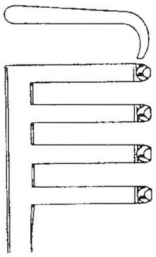

06-145.20

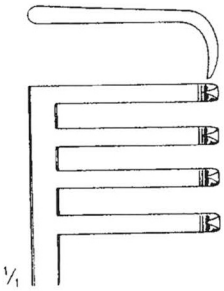

06-144.24

sharp
pointu
agudo

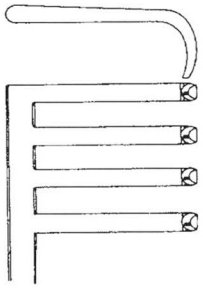

06-145.24

blunt
mousse
romo



Schuknecht
06-141.13
14 cm / 5”

Miskimon
22 cm / 9”
06-113.22
sharp

06-114.22
blunt

7 x 7 teeth

80 mm

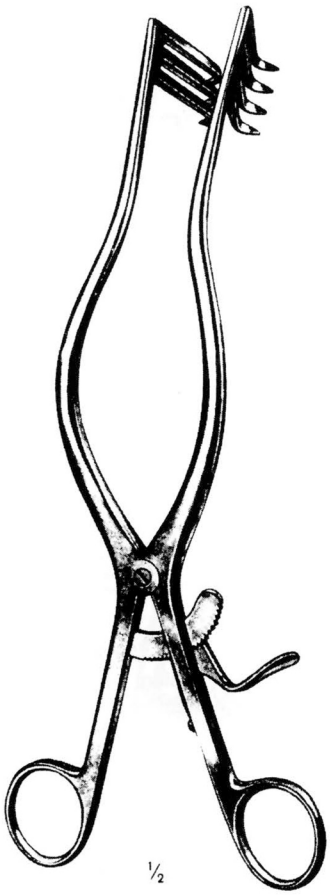

½

Adson

26,5 cm / 10½”

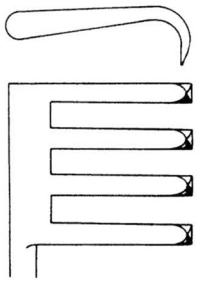

06-130.26
sharp
pointu
agudo

3 x 4 teeth, dents, dentes

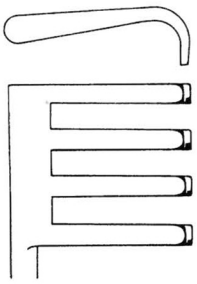

06-131.26
blunt
mousse
romo

3 x 4 teeth, dents, dentes

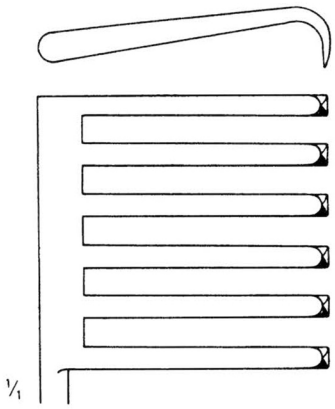

¼

06-132.26
sharp
pointu
agudo

5 x 6 teeth, dents, dentes

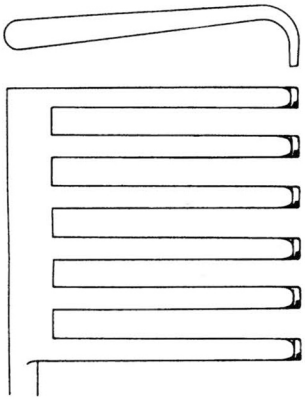

06-133.26
blunt
mousse
romo

5 x 6 teeth, dents, dentes

Nervwurzelhaken
Nerve Root Retractor

50-300.02
190 mm
7½"

50-300.03
190 mm
7½"

Artikel-Nr. Cat. No.	Gesamtlänge Total length
50-300.01	190 mm / 7½" gerade, straight
50-300.02	190 mm / 7½" 45°
50-300.03	190 mm / 7½" 90°

50-300.01
190 mm
7½"

Saugrohre
Suction Tubes

FRAZIER

6 Charr.	09-001.01
7 Charr.	09-001.015
8 Charr.	09-001.02
9 Charr.	09-001.025
10 Charr.	09-001.03
11 Charr.	09-001.035
12 Charr.	09-001.04
14 Charr.	09-001.045
15 Charr.	09-001.05
16 Charr.	09-001.055

PLESTER

1,5 mm	09-003.15
2,0 mm	09-003.20
2,5 mm	09-003.25
3,0 mm	09-003.30



ADSON
09-002.02
21,0 cm/8¼″
4,0 mm

FERGUSSON

5 Charr.	09-004.05
6 Charr.	09-004.06
7 Charr.	09-004.07
8 Charr.	09-004.08
9 Charr.	09-004.09
10 Charr.	09-004.10
12 Charr.	09-004.12

WULLSTEIN MICRO
09-005.01

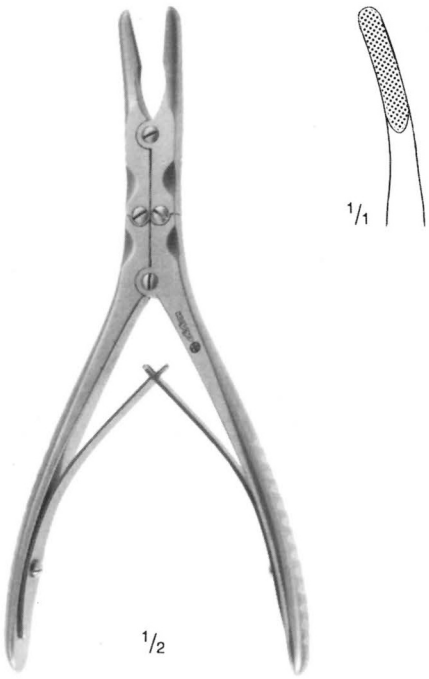

Beyer
18 cm, 7"
10-102.18

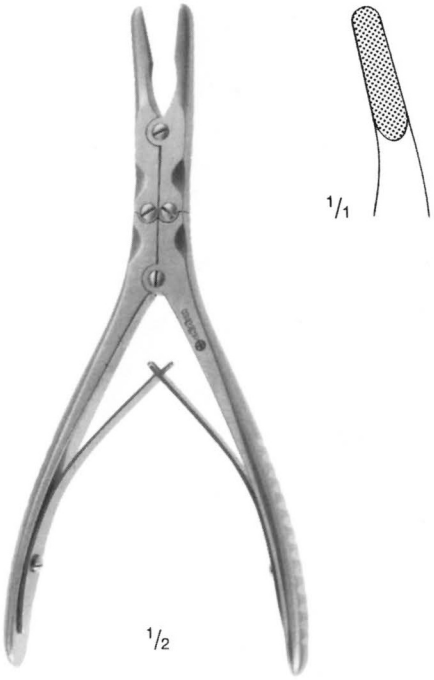

Zaufal-Jansen
18 cm, 7"
10-103.18

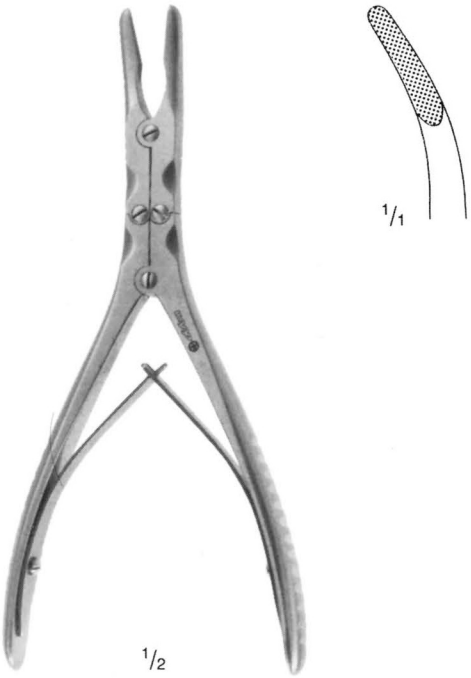

Mayfield
17 cm, 6¾"
10-204.17

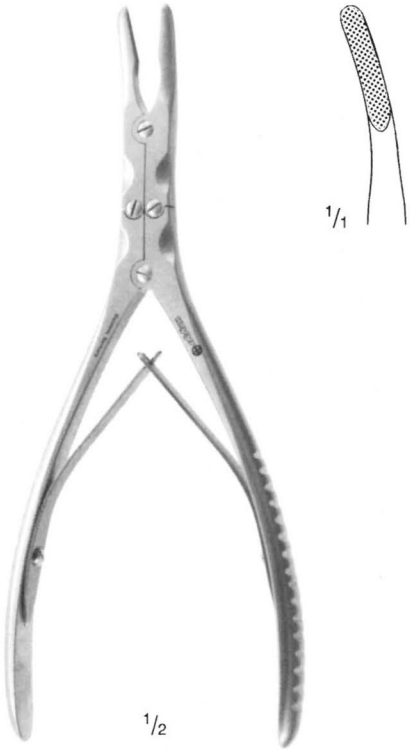

Marquardt
20 cm, 8"
10-208.20

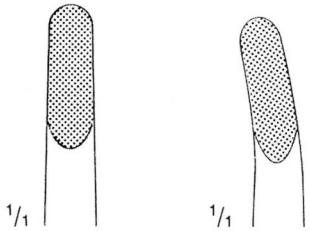

	gerade/straight	gebogen/curved
4 mm	**10-106.04**	**10-104.04**
5 mm	**10-106.05**	**10-104.05**
6 mm	**10-106.06**	**10-104.06**
7 mm	**10-106.07**	**10-104.07**

Ruskin
18 cm, 7"
10-104.04 - 10-106.07

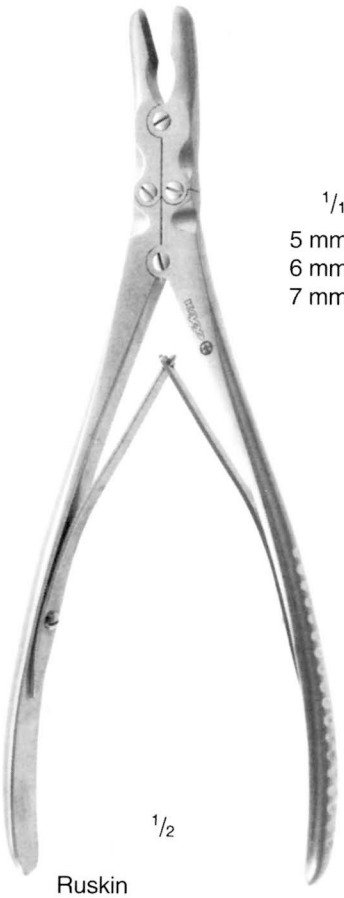

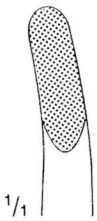

5 mm **10-108.05**
6 mm **10-108.06**
7 mm **10-108.07**

Ruskin
23 cm, 9"
10-108.05 - 10-108.07

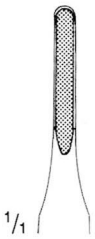

10-131.24
gerade
straight

10-132.24
gebogen
curved

10-133.24
stark gebogen
full curved

Smith-Petersen
24 cm, 9½"
10-131.24 - 10-133.24

Stille Ruskin
23 cm, 9"
10-114.23

Frykholm
24 cm, 9½"
10-220.24

Stille Luer
10-112.22 - 10-113.26

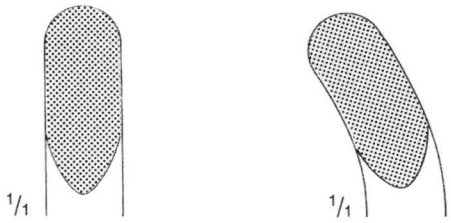

	gerade straight	gebogen curved
Ges. Länge total length 22 cm 8½"	**10-113.22**	**10-112.22**
Ges. Länge total length 26 cm 10½"	**10-113.26**	**10-112.26**

1/2

Echlin
23 cm, 9"
10-115.23 - 10-117.23

2 x 10 mm
10-115.23

3 x 10 mm
10-116.23

4 x 10 mm
10-117.23

1/2

Stille
23 cm, 9"
10-111.05 - 10-111.06

Maulbreite/Bite:

5 x 14 mm
10-111.05

6 x 14 mm
10-111.06

1/2

Semb
22,5 cm, 9"
10-118.23

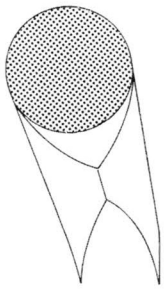

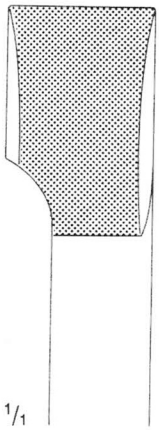

1/1

Sauerbruch
10-120.31

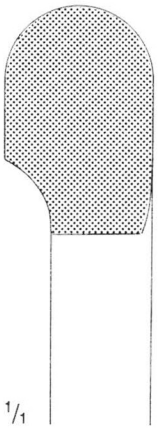

1/1

Sauerbruch
10-119.31



1/1



1/1

Gesamt-Länge total length	gerade/straight	gebogen/curved
22 cm	**10-113.23**	**10-112.23**
27 cm	**10-113.27**	**10-112.27**

1/2

Sauerbruch
31 cm, 12 3/8"

1/2

Stille Luer
10-112.23 - 10-113.27

Maulbreite/Bite:	Art.-Nr.
3 x 16	**10-110.03**
4 x 16	**10-110.04**
5 x 16	**10-110.05**
6 x 16	**10-110.06**
7 x 16	**10-110.07**
8 x 16	**10-110.08**

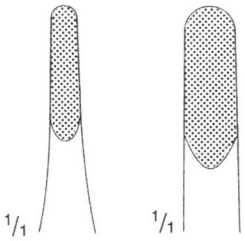

3 mm 8 mm

Leksell-Stille
24 cm, 9½"
10-110.03 - 10-110.08

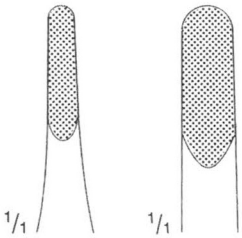

3 mm 8 mm

Maulbreite/Bite:	Art.-Nr.
3 x 16	**10-210.03**
4 x 16	**10-210.04**
5 x 16	**10-210.05**
6 x 16	**10-210.06**
7 x 16	**10-210.07**
8 x 16	**10-210.08**

Leksell, stark gebogen –
Leksell, full curved
24 cm, 9½"
10-210.03 - 10-210.08

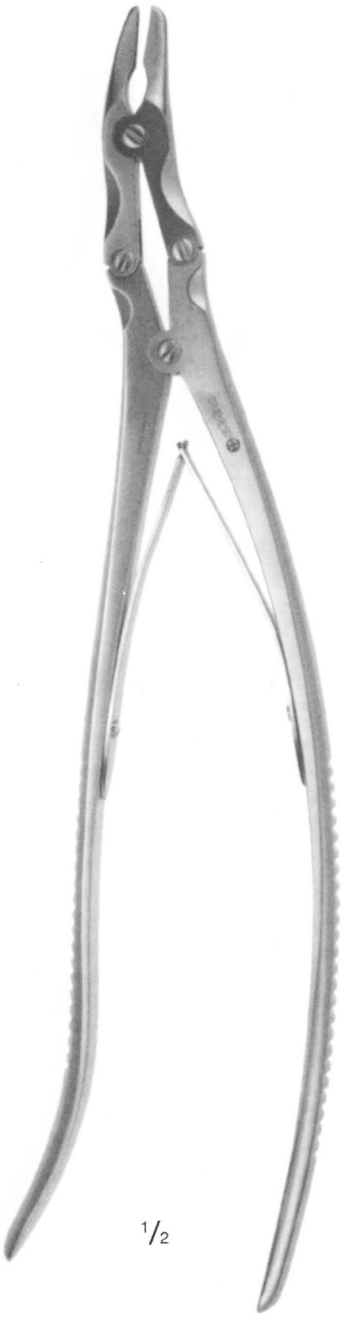

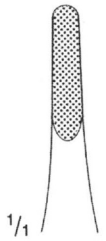

3 mm

Dale
34 cm / 13 1/3″
10-156.03

Sypert
36 cm / 14 3/8″

Maulbreite / Bite:	Art.-Nr.
4 mm	10-145.04
5 mm	10-145.05
8 mm	10-145.08
12 mm	10-145.12

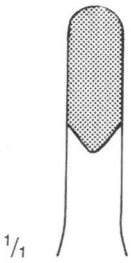

1/1

Adson
gerade/straight

10-135.20 Maulbreite/Bite: 8 x 16
10-137.20 7 x 16

1/2

Adson
20 cm, 8"
10-135.20 - 10-138.20

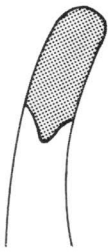

1/1

Adson
gebogen/curved

10-136.20 Maulbreite/Bite: 8 x 16
10-138.20 7 x 16

Adson mit Zähne/toothed
20 cm, 8"
20-221.20

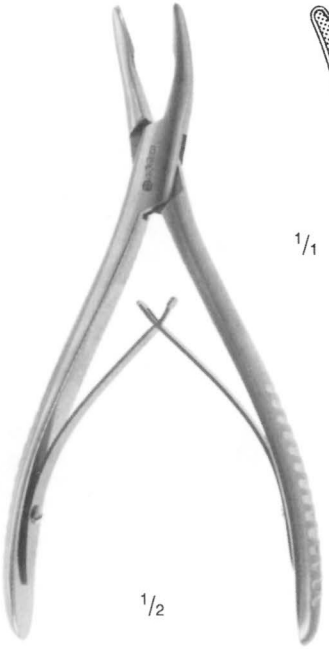

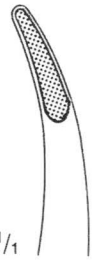

1/1

1/2

Beyer
180 mm, 7"
10-130.18

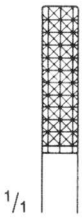

1/1

1/2

20-220.00
Slip-on guard

Rubin
Septum Quetschzange
Septal Morselizer 8"
210 mm
gerade/straight
20-219.21

gebogen/curved
20-220.21

Bone Cutting Forceps

Littauer
15 cm, 6"
20-152.15

Cleveland
15 cm, 6"
20-158.15

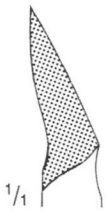

Cleveland
17 cm, 6¾"
20-154.17



Böhler, gebogen/curved
15 cm, 5¾"
20-201.15

Böhler, gerade/straight
15 cm, 5¾"
20-200.15 - 20-201.15

Liston
20-100.14 - 20-110.22

	gerade straight	gebogen curved
14 cm 5½"	**20-100.14**	**20-110.14**
17 cm 6¾"	**20-100.17**	**20-110.17**
19 cm 7½"	**20-100.19**	**20-110.19**
22 cm 8¾"	**20-100.22**	**20-110.22**

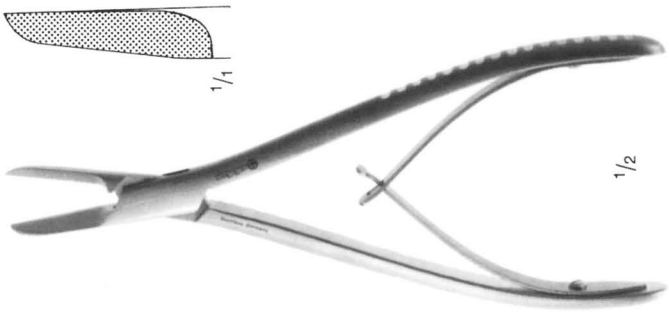

Cottle Kazanjian
19 cm, 7½"
20-150.19

1/2

1/1



1/1

Stille-Liston
Länge/
length
23 cm
27 cm

gerade/
straight
20-206.23
20-206.27

gebogen/
curved
20-207.23
20-207.27

1/2

1/1

20-204.18

1/1

20-205.18

Ruskin- Liston
18,5 cm, 7¼"
20-204.18 - 20-205.18

1/2

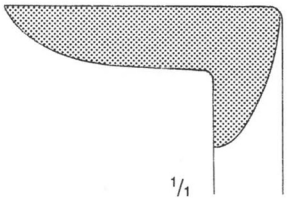

1/1

Stille-Liston
27 cm, 10½"
20-208.26

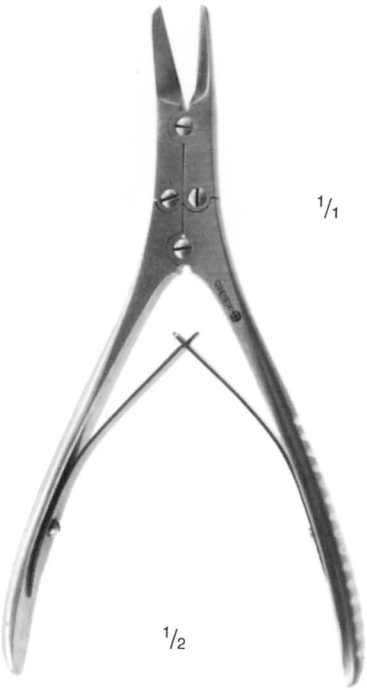

1/2

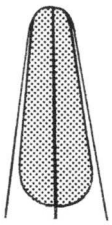

1/1

20-214.17

1/1

20-215.17

Ruskin-Rowland
17 cm, 6¾"
20-214.17 - 20-215.17

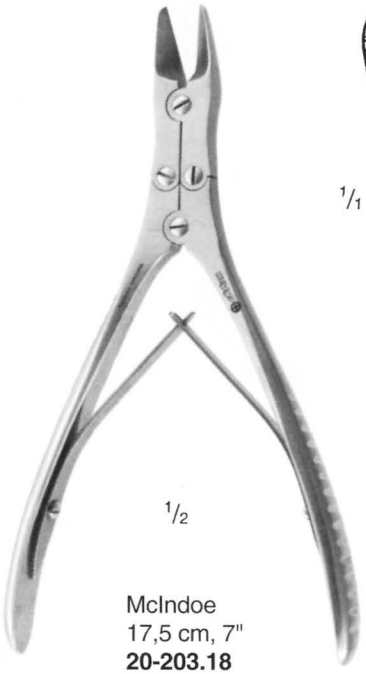

1/2

1/1

McIndoe
17,5 cm, 7"
20-203.18

1/2

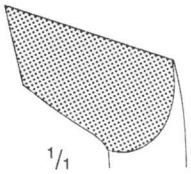

1/1

Liston-Key
27 cm, 10½"
20-209.27

1/2

1/1

Semb
24 cm, 9½"
20-210.25

XI. Allgemeines Instrumentarium – General Instruments

Knochenhaltezangen, Knochenhalteklammern, Knochenhebel, Knochenhämmer, Osteotome, Meissel und Hohlmeissel, Scharfe Löffel, Raspatorien, Elevatorien, Handbohrapparate, Gipssäge
Bone Holding Forceps, Bone Clamps, Bone Levers, Bone Mallets, Osteotomes, Chisels and Gouges, Bone Curettes, Raspatories, Elevators, Hand Drills, Plaster Saw

Elevatorien – Elevators

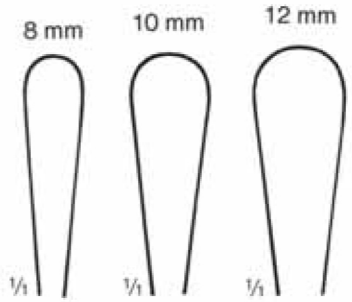

COBB Elevatorien
Elevators

95-507.08	8 mm
95-507.10	10 mm
95-507.12	12 mm
	28 cm

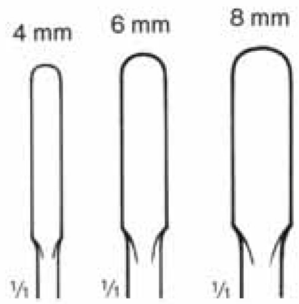

COBB Elevatorien
Elevators

95-508.04	4 mm
95-508.06	6 mm
95-508.08	8 mm
	27 cm

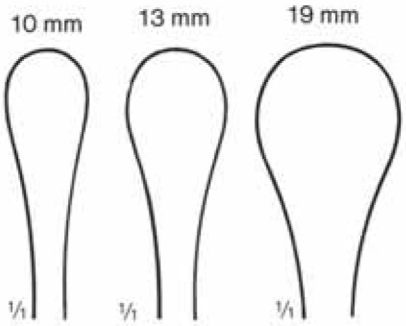

COBB Elevatorien
Elevators

95-509.10	10 mm
95-509.13	13 mm
95-509.19	19 mm
	24 cm

95-503.18

YANKAUER Elevatorium
Elevator
leicht gebogen / slightly curved
18 cm

95-504.21

ALDERDYCE Elevatorium
Elevator
doppelendig, gerade / gebogen
double-ended, straight / curved
21 cm

95-505.19

McDONALD Elevatorium
Elevator
doppelendig, gebogen
double-ended, curved
19 cm



95-506.18

FREER Elevatorium
Elevator
doppelendig, leicht gebogen
double-ended, slightly curved
18,5 cm

LAMBOTTE Raspatorien
Raspatories

95-400.05 5 mm, leicht gebogen / slightly curved
95-400.10 10 mm, dto./do.
95-400.15 15 mm, dto./do.
95-400.20 20 mm, dto./do.
95-400.25 25 mm, dto./do.
21 cm

ADSON Raspatorien
Raspatories

95-402.01 Meisselschneide / straight cutting

95-402.02 runde Schneide, halbscharf, gerade / round cutting, semi-sharp, straight

95-402.03 runde Schneide, stumpf, leicht gebogen / round cutting, blunt, slightly curved

95-402.04 runde Schneide, halbscharf, stark gebogen / round cutting, semi-sharp, strongly curved

GIGLI Drahtsäge, rostfrei
Wire Saw, stainless

95-367.30 30 cm lang/long
95-367.40 40 cm lang/long
95-367.50 50 cm lang/long
95-367.70 70 cm lang/long

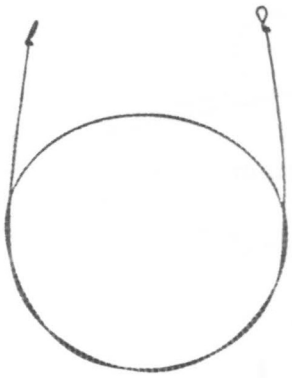

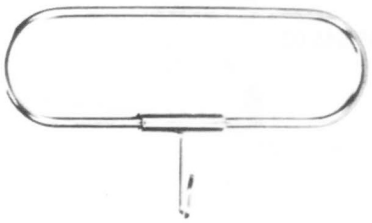

95-368.00 GIGLI
Hook Handle for wire saws, solid (pair)

95-369.00 GIGLI
Hook Handle for wire saws, turnable (pair)

95-370.00 DE MARTEL Umführungsinstrument
Conductor for wire saws 31 cm

Elevators

SEBILEAU Elevatorium
Elevator

95-500.17 5 mm, 17 cm



QUERVAIN Elevatorium
Elevator

95-501.20 6 mm, 20 cm

LANGENBECK Elevatorium
Elevators

95-502.08 8 mm, 20 cm

95-502.10 10 mm, 20 cm



95-502.11 11 mm, gebogen, Gittergriff, 23 cm,
11 mm, curved, fenestrated handle, 23 cm



WILLIGER Raspatorien
Raspatories

95-460.05 5 mm, 13 cm

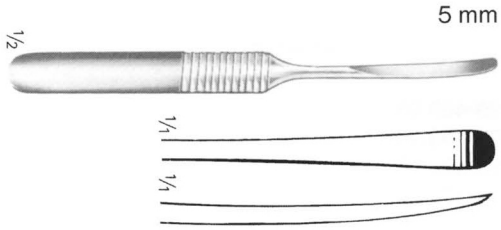

95-460.04 4 mm, 16 cm

95-460.06 6,5 mm, 16 cm

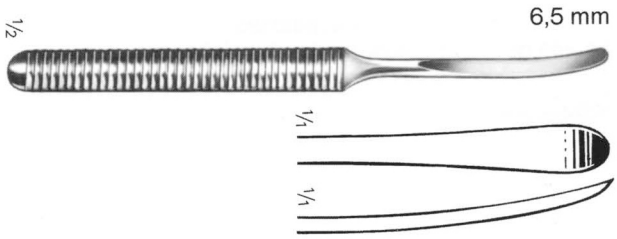

CUSHING Raspatorium
Raspatory

95-460.07 15 mm, gerade, straight
19 cm

JANSEN Raspatorium
Raspatory

95-460.08 15 mm, leicht gebogen, / slightly curved
16,5 cm

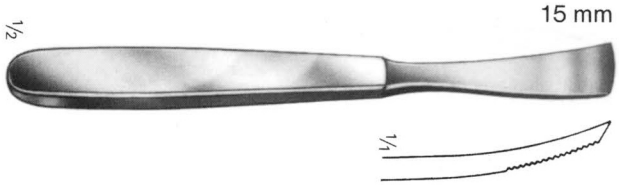

JOSEPH Raspatorium
Raspatory

95-460.09 4 mm, leicht gebogen, / slightly curved
16 cm

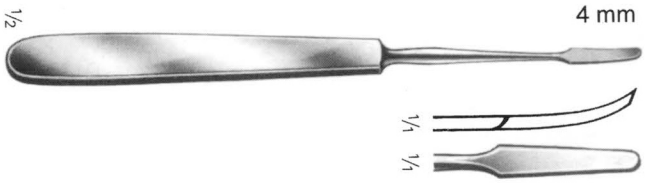

HYLIN Raspatorien
Raspatories

95-456.05 5 mm
95-456.07 7 mm
95-456.09 9 mm
14,5 cm

FARABEUF Raspatorien
Raspatories

95-457.01 12,5 mm, gerade / straight
95-457.02 12,5 mm, gebogen, curved
15 cm

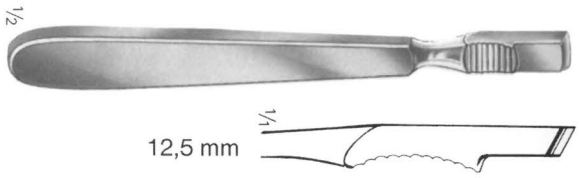

FARABEUF-COLLIN Raspatorien
Raspatories

95-458.01 11 mm, gerade / straight
95-458.02 11 mm, gebogen, curved
15,5 cm

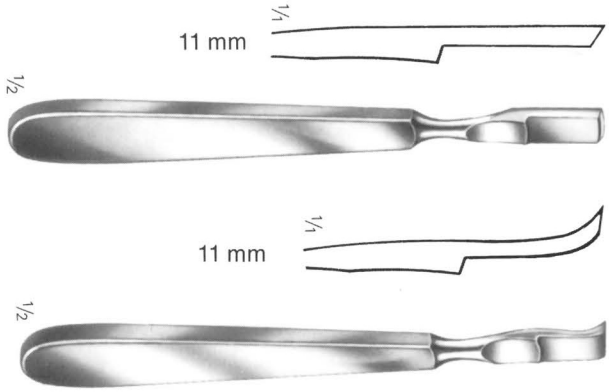

SEDILLOT Raspatorien
Raspatories

95-459.01 18 mm, gerade, massiver Griff
18 mm straight, solid handle
18 cm

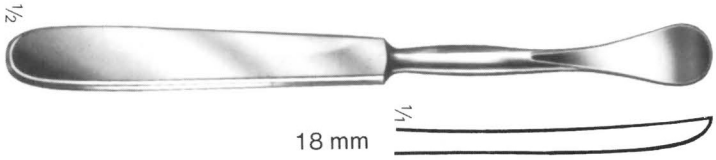

95-459.02 15 mm, gebogen, Gitter-Griff
15 mm, curved, fenestrated handle
21 cm

micro-scissor
round handle

BA 4100-15



overall lenght		straight	curved	straight, serrated	curved, serrated
140mm/5½“	sharp/sharp	BA 4100-14	BA 4101-14	BA 4102-14	BA 4103-14
140mm/5½“	blunt/blunt	BA 4104-14	BA 4105-14	BA 4106-14	BA 4107-14
150mm/6“	sharp/sharp	BA 4100-15	BA 4101-15	BA 4102-15	BA 4103-15
150mm/6“	blunt/blunt	BA 4104-15	BA 4105-15	BA 4106-15	BA 4107-15
180mm/7“	sharp/sharp	BA 4100-18	BA 4101-18	BA 4102-18	BA 4103-18
180mm/7“	blunt/blunt	BA 4104-18	BA 4105-18	BA 4106-18	BA 4107-18
210mm/8¼“	sharp/sharp	BA 4100-21	BA 4101-21	BA 4102-21	BA 4103-21
210mm/8¼“	blunt/blunt	BA 4104-21	BA 4105-21	BA 4106-21	BA 4107-21

www.afaridgroup.com info@afaridgroup.com ۰۲۱-۸۸۵۴۵۵۹۰-۷

micro-scissor
Hepp-Scheidel

BA 4211-145

overall lenght		straight	curved
145mm/5¾“	blunt/blunt	BA 4210-145	BA 4211-145
180mm/7“	blunt/blunt	BA 4210-18	BA 4211-18

D.T.A
درمان تجهیز آفرید
سهامی خاص

micro-scissor
Yasargil-bayonet

BA 8520-225

overall lenght	blade	straight	curved
225mm/9“	11mm	BA 8500-225	BA 8501-225
245mm/ 9¾“	11mm	BA 8500-245	BA 8501-245

overall lenght		straight	curved
225mm/9“	blunt/blunt	BA 8520-225	BA 8521-225

overall lenght	blade		straight	curved
225mm/9“	14mm	sharp/sharp	BA 8510-225	BA 8511-225
225mm/9“	14mm	blunt/blunt	BA 8512-225	BA 8513-225
245mm/ 9¾“	14mm	sharp/sharp	BA 8510-245	BA 8511-245
245mm/ 9¾“	14mm	blunt/blunt	BA 8512-245	BA 8513-245

micro-scissor
Jacobson-bayonet

BA 8010-165

overall lenght	blade	straight	curved
165mm/61/2“	11mm	BA 8000-165	BA 8001-165
185mm/7¼“	11mm	BA 8000-185	BA 8001-185
210mm/8¼“	11mm	BA 8000-210	BA 8001-210
225mm/9“	11mm	BA 8000-225	BA 8001-225

overall lenght	blade		straight	curved	45° sidewards angulate
165mm/61/2“	14mm	sharp/sharp	BA 8010-165	BA 8011-165	BA 8014-165
165mm/61/2“	14mm	blunt/blunt	BA 8012-165	BA 8013-165	BA 8015-165
185mm/7¼“	14mm	sharp/sharp	BA 8010-185	BA 8011-185	BA 8014-185
185mm/7¼“	14mm	blunt/blunt	BA 8012-185	BA 8013-185	BA 8015-185
210mm/8¼“	14mm	sharp/sharp	BA 8010-210	BA 8011-210	BA 8014-210
210mm/8¼“	14mm	blunt/blunt	BA 8012-210	BA 8013-210	BA 8015-210
225mm/9“	14mm	sharp/sharp	BA 8010-225	BA 8011-225	BA 8014-225
225mm/9“	14mm	blunt/blunt	BA 8012-225	BA 8013-225	BA 8015-225

D.T.A
درمان تجهیز آفرید
سهامی خاص

micro-scissor



BA 7501-18

overall lenght	blade	25°	45°	60°	90° 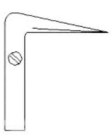	125°
180mm/7“	10mm	BA 7500-18	BA 7501-18	BA 7502-18	BA 7503-18	BA 7504-18
180mm/7“	14mm	BA 7505-18	BA 7506-18	BA 7507-18	BA 7508-18	BA 7509-18
210mm/8¼“	10mm	BA 7500-21	BA 7501-21	BA 7502-21	BA 7503-21	BA 7504-21
210mm/8¼“	14mm	BA 7505-21	BA 7506-21	BA 7507-21	BA 7508-21	BA 7509-21

micro-scissor

BA 7007-18

overall lenght	blade	25°	45°	60°	90°	125°
120mm/4¾“	10mm	BA 7000-12	BA 7001-12	BA 7002-12	BA 7003-12	BA 7004-12
120mm/4¾“	14mm	BA 7005-12	BA 7006-12	BA 7007-12	BA 7008-12	BA 7009-12
150mm/6“	10mm	BA 7000-15	BA 7001-15	BA 7002-15	BA 7003-15	BA 7004-15
150mm/6“	14mm	BA 7005-15	BA 7006-15	BA 7007-15	BA 7008-15	BA 7009-15
180mm/7“	10mm	BA 7000-18	BA 7001-18	BA 7002-18	BA 7003-18	BA 7004-18
180mm/7“	14mm	BA 7005-18	BA 7006-18	BA 7007-18	BA 7008-18	BA 7009-18
210mm/8¼“	10mm	BA 7000-21	BA 7001-21	BA 7002-21	BA 7003-21	BA 7004-21
210mm/8¼“	14mm	BA 7005-21	BA 7006-21	BA 7007-21	BA 7008-21	BA 7009-21

www.afaridgroup.com info@afaridgroup.com ۰۲۱-۸۸۵۴۵۵۹۰-۷

Mikro-Nadelhalter-Rundgriff, bayonett, 9mm Ø 21cm
Micro Needle Holder round handle, bayonet, 9mm Ø 8¼"

Maul delikat 1mm, ohne Sperre delicate jaws 1mm, without catch	
727021	gerade straight
727121	gebogen curved
Maul delikat 1mm, mit Sperre delicate jaws 1mm, with catch	
727221	gerade straight
727321	gebogen curved
TC. Hartmetall glatt, ohne Sperre TC. Insert smooth, without catch	
527021	gerade straight
527121	gebogen curved
TC. Hartmetall glatt, mit Sperre TC. Insert smooth, with catch	
527221	gerade straight
527321	gebogen curved
TC. Hartmetall gerieff, ohne Sperre TC. Insert serrated, without catch	
627021	gerade straight
627121	gebogen curved
TC. Hartmetall gerieff, mit Sperre TC. Insert serrated, with catch	
627221	gerade straight
627321	gebogen curved
diamantiert, ohne Sperre diamond coated, without catch	
D727021	gerade straight
D727121	gebogen curved
diamantiert, mit Sperre diamond coated, with catch	
D727221	gerade straight
D727321	gebogen curved

Mikro-Nadelhalter-Rundgriff, 9mm Ø 21cm
Micro Needle Holder round handle, 9mm Ø 8¼"



Maul delikat 1mm, ohne Sperre delicate jaws 1mm, without catch	
723021	gerade straight
723121	gebogen curved
Maul delikat 1mm, mit Sperre delicate jaws 1mm, with catch	
723221	gerade straight
723321	gebogen curved
TC. Hartmetall glatt, ohne Sperre TC. Insert smooth, without catch	
523021	gerade straight
523121	gebogen curved
TC. Hartmetall glatt, mit Sperre TC. Insert smooth, with catch	
523221	gerade straight
523321	gebogen curved
TC. Hartmetall gerieft, ohne Sperre TC. Insert serrated, without catch	
623021	gerade straight
623121	gebogen curved
TC. Hartmetall gerieft, mit Sperre TC. Insert serrated, with catch	
623221	gerade straight
623321	gebogen curved
diamantiert, ohne Sperre diamond coated, without catch	
D723021	gerade straight
D723121	gebogen curved
diamantiert, mit Sperre diamond coated, with catch	
D723221	gerade straight
D723321	gebogen curved

➡ auch mit kräftigem Maul 1,5-2.0mm erhältlich
➡ also with strong jaws 1,5-2.0mm available

Mikro-Nadelhalter-Rundgriff, 8mm Ø 23cm, kurzer Rändel
Micro Needle Holder round handle, 8mm Ø 9", short knurl

Maul delikat 1mm, ohne Sperre delicate jaws 1mm, without catch	
724023	gerade straight
724123	gebogen curved
Maul delikat 1mm, mit Sperre delicate jaws 1mm, with catch	
724223	gerade straight
724323	gebogen curved
TC. Hartmetall glatt, ohne Sperre TC. Insert smooth, without catch	
524023	gerade straight
524123	gebogen curved
TC. Hartmetall glatt, mit Sperre TC. Insert smooth, with catch	
524223	gerade straight
524323	gebogen curved
TC. Hartmetall gerieft, ohne Sperre TC. Insert serrated, without catch	
624023	gerade straight
624123	gebogen curved
TC. Hartmetall gerieft, mit Sperre TC. Insert serrated, with catch	
624223	gerade straight
624323	gebogen curved
diamantiert, ohne Sperre diamond coated, without catch	
D724023	gerade straight
D724123	gebogen curved
diamantiert, mit Sperre diamond coated, with catch	
D724223	gerade straight
D724323	gebogen curved

Mikro-Nadelhalter-Rundgriff, 9mm Ø 18cm
Micro Needle Holder round handle, 9mm Ø 7"

Mikro-Maul 0,3mm, ohne Sperre extra delicate jaws 0,3mm, without catch	
722018	gerade straight
722118	gebogen curved
Mikro-Maul 0,3mm, mit Sperre extra delicate jaws 0,3mm, with catch	
722218	gerade straight
722318	gebogen curved
Maul delikat 0,8mm, ohne Sperre delicate jaws 0,8mm, without catch	
722518	gerade straight
722618	gebogen curved
Maul delikat 0,8mm, mit Sperre delicate jaws 0,8mm, with catch	
722718	gerade straight
722818	gebogen curved
TC. Hartmetall glatt, ohne Sperre TC. Insert smooth, without catch	
522518	gerade straight
522618	gebogen curved
TC. Hartmetall glatt, mit Sperre TC. Insert smooth, with catch	
522718	gerade straight
522818	gebogen curved
TC. Hartmetall gerieff, ohne Sperre TC. Hartmetall gerieff, without catch	
622518	gerade straight
622618	gebogen curved
TC. Hartmetall gerieff, mit Sperre TC. Insert serrated, with catch	
622718	gerade straight
622818	gebogen curved



diamantiert, ohne Sperre diamond coated, without catch		diamantiert, mit Sperre diamond coated, with catch	
D722518	gerade straight	D722718	gerade straight
D722618	gebogen curved	D722818	gebogen curved

➡ auch mit kräftigem Maul 1,5-2.0mm erhältlich

➡ also with strong jaws 1,5-2.0mm available

Mikro-Nadelhalter-Rundgriff, 8mm Ø 15cm
Micro Needle Holder round handle, 8mm Ø 6"

Maul delikat, ohne Sperre delicate jaws, without catch	
721015	gerade straight
721115	gebogen curved
Maul delikat, mit Sperre delicate jaws, with catch	
721215	gerade straight
721315	gebogen curved
TC. Hartmetall glatt, ohne Sperre TC. Insert smooth, without catch	
521015	gerade straight
521115	gebogen curved
TC. Hartmetall glatt, mit Sperre TC. Insert smooth, with catch	
521215	gerade straight
521315	gebogen curved
TC. Hartmetall gerieft, ohne Sperre TC. Insert serrated, without catch	
621015	gerade straight
621115	gebogen curved
TC. Hartmetall gerieft, mit Sperre TC. Insert serrated, with catch	
621215	gerade straight
621315	gebogen curved
diamantiert, ohne Sperre diamond coated, without catch	
D721015	gerade straight
D721115	gebogen curved
diamantiert, mit Sperre diamond coated, with catch	
D721215	gerade straight
D721315	gebogen curved

➡ auch mit kräftigem Maul 1,5-2.0mm erhältlich
➡ also with strong jaws 1,5-2.0mm available

Rhoton-Mikro-Nadelhalter, 8mm Ø 18cm
Rhoton Micro Needle Holder, 8mm Ø 7"

feines abgesetztes Maul 11x0,5mm, ohne Sperre extra fine jaws 11x0,5mm, without catch	
726018	gerade straight
726118	gebogen curved
feines abgesetztes Maul 11x0,5mm, mit Sperre extra fine jaws 11x0,5mm, with catch,	
726218	gerade straight
726318	gebogen curved
diamantiert, ohne Sperre diamond coated, without catch	
D726018	gerade straight
D726118	gebogen curved
diamantiert, mit Sperre diamond coated, with catch	
D726218	gerade straight
D726318	gebogen curved

Yasargil-Nadelhalter, 18-20cm
Yasargil Needle Holder, 7-8"

18cm, ohne Sperre 7", without catch	
770018	gerade straight
770118	gebogen curved
18cm, mit Sperre 7", with catch	
770518	gerade straight
770618	gebogen curved
18cm, diamantiert, ohne Sperre 7", diamond coated, without catch	
D770018	gerade straight
D770118	gebogen curved
18cm, diamantiert, mit Sperre 7", diamond coated, with catch	
D770518	gerade straight
D770618	gebogen curved

20cm, ohne Sperre 8", without catch	
770020	gerade straight
770120	gebogen curved
20cm, mit Sperre 8", with catch	
770520	gerade straight
770620	gebogen curved
20cm, diamantiert, ohne Sperre 8", diamond coated, without catch	
D770020	gerade straight
D770120	gebogen curved
20cm, diamantiert, mit Sperre 8", diamond coated, with catch	
D770520	gerade straight
D770620	gebogen curved

Mikro-Ring-Pinzette, 8mm Ø 21-23cm (Rhoton)
Micro Ring Forceps, 8mm Ø 8¼-9" (Rhoton)



21cm, mit Führungsstift, Ring 1x0,5mm 8¼", with guide pin, Ring 1x0,5mm	
908021	glatt smooth
908121	fein gerieft fine serrated
21cm, mit Führungsstift, Ring 2x1mm 8¼", with guide pin, Ring 2x1mm	
908221	glatt smooth
908321	fein gerieft fine serrated
21cm, mit Führungsstift, diamantiert 8¼", with guide pin, diamond coated	
D908021	Ring 1x0,5mm Ring 1x0,5mm
D908221	Ring 2x1mm Ring 2x1mm

23cm, mit Führungsstift, Ring 1x0,5mm 9", with guide pin, Ring 1x0,5mm	
908023	glatt smooth
908123	fein gerieft fine serrated
23cm, mit Führungsstift, Ring 2x1mm 9", with guide pin, Ring 2x1mm	
908223	glatt smooth
908323	fein gerieft fine serrated
23cm, mit Führungsstift, diamantiert 9", with guide pin, diamond coated	
D908023	Ring 1x0,5mm Ring 1x0,5mm
D908223	Ring 2x1mm Ring 2x1mm

Anlegezange für Mikro-Gefäßklemmen, 14cm
Applying Forceps for Micro Vessel Clips, 5¼"



460014	mit Sperre with catch

Anlegezange für Mikro-Gefäßklemmen, 18cm
Applying Forceps for Micro Vessel Clips, 7"

460018	bayonett, mit Sperre bayonet, with catch



460118	mit Sperre with catch

Knochenchirurgie – Bone Surgery

Instrumentarium zum Dynamischen Hüftschraubensystem
Basic Instruments for Dynamic Hip Screw System



95-084.00	Instrumenten Set für Dynamisches Hüftschraubensystem, komplett Instrument Set for Dynamic Hip Screw System, complete
95-001.01	Aluminium Container, perforiert – Aluminium Container, perforated 500 x 155 x 75 mm
95-084.02	unteres Sieb, für kleine Instrumente – lower tray, for small instruments
95-084.03	oberes Sieb, für große Instrumente – upper tray, for large instruments

Inhalt – Contents:

95-085.00	Führungsdraht 2,5 mm Ø mit Gewinde, Länge 230 mm (10 Einheiten) Calibrated Threaded Guide Pin, 2,5 mm diam., length 230 mm (10 units)
95-086.00	Zielgerät, verstellbar 135°, 140°, 145°, 150° – Drill Guide, adjustable 135°, 140°, 145°, 150°
95-087.00	Meßstab – Measuring Gauge
95-088.00	Dreifach-Bohrer, komplett – Triple Reamer, complete
95-089.00	Gewindeschneider – Tap
95-090.00	Zentrierhülse, kurz – Guide Sleeve, short
95-091.00	Zentrierhülse, lang – Guide Sleeve, long
95-092.00	Verbindungsschraube, zum Einsetzen der Schrauben – Coupling Screw, for insertion of lag screws
95-093.00	Verbindungsschraube, zur Schraubenentfernung – Coupling Screw, for removal of lag screws
95-094.00	Führungsschaft für Verbindungsschraube – Guide Shaft for coupling screw
95-095.00	Schraubenschlüssel – T-Handle for extraction
95-096.00	Einschlagbolzen – Impactor
95-097.00	T-Handgriff – T-Handle

Knochenchirurgie – Bone Surgery
Inhalt des Instrumenten Sets für das Dynamische Hüftschraubensystem
Contents of the Instrument Set for the Dynamic Hip Screw System

95-085.00 Führungsdraht 2,5 mm Ø mit Gewinde, Länge 230 mm
Calibrated Threaded Guide Pin, 2,5 mm diam., length 230 mm

95-086.00 Zielgerät, verstellbar
135°, 140°, 145°, 150°
Drill Guide, adjustable
135°, 140°, 145°, 150°

95-087.00 Meßstab – Measuring Gauge

95-088.00 Dreifach-Bohrer, komplett
Triple Reamer, complete

95-089.00 Gewindeschneider – Tap

95-090.00 Zentrierhülse, kurz,
für Gewindeschneider
Guide Sleeve, short,
for tapping

95-091.00 Zentrierhülse, lang,
für Schlüssel
Guide Sleeve, long
for screwing in the
lag screw

Knochenchirurgie – Bone Surgery
Inhalt des Instrumenten Sets für das Dynamische Hüftschraubensystem
Contents of the Instrument Set for the Dynamic Hip Screw System

95-092.00 Verbindungsschraube zum Einsetzen der Schrauben
Coupling Screw for insertion of lag screw



95-093.00 Verbindungsschraube zur Schraubenentfernung
Coupling Screw for removal of lag screws

95-094.00 Führungsschaft für Verbindungsschraube
Guide Shaft for coupling screw
95-092.00

95-095.00 Schraubenschlüssel – T-Handle for extraction

95-096.00 Einschlagbolzen – Impactor

95-097.00 T-Handgriff – T-Handle

mit Hartmetall
with Tungsten Carbide

	38 cm
	Bestell-Nr. *Ordering No.*
Bolzenschneider zum Abzwicken von Drähten, Schrauben und Nägeln bis zu 4,5 mm Ø *Cutter for cutting off wires, bolts, pins, up to 4.5 mm diam.*	**30-110.38**



	47 cm	54 cm
	Bestell-Nr. *Ordering No.*	Bestell-Nr. *Ordering No.*
Bolzenschneider zum Abzwicken von Drähten, Schrauben und Nägeln bis zu 6 mm Ø *Cutter for cutting off wires, bolts, pins, up to 6 mm diam.*	**30-110.50**	**30-110.60**

TITANIUM *Pin Cutter*

made of titanium

Unser großer Bolzenschneider ist ab sofort in Titan erhältlich. Er zeichnet sich durch Backen mit Titanlegierung, speziell gehärtete Schneidflächen (ca. 60 HRC) und Griffe aus Titan aus.

Durch die Verwendung von Titan ist das Instrument nun ca. 30 % leichter geworden und hat eine wesentlich längere Haltbarkeit gegen Korrosion.

Das Instrument schneidet ohne Probleme Drähte, Schrauben/Bolzen und Stifte mit bis zu 6 mm Durchmesser!

Our Pin Cutter is now available in Titanium with titanium nitride coated jaws, a special hardened cutting edge (approx. 60 HRC) and a handle made of titanium.

Due to the titanium material the instrument is now 30 % less in weight and has a longer durability against corrosion.

The instrument is cutting off wires, bolts and pins with up to 6 mm diameter!



	54 cm
	Bestell-Nr. *Ordering No.*
Bolzenschneider zum Abzwicken von Drähten, Schrauben und Nägeln bis zu 6 mm Ø *Cutter for cutting off wires, bolts, pins, up to 6 mm diam.*	**30-110.60ti**



95-353.00 Hand drill with adjustable handle, 280 mm, stainless, equipped with an original Jacobs chuck and key. Can be used with or without key.

Adjustable handle



Bone Clamps
LOWMANN

	Bone Clamps
95-312.01	13,0 cm
95-312.02	18,5 cm
95-312.03	20,0 cm
95-313.00	LOWMANN HOGLUND Bone Clamps, 18 cm 18 cm

سه سال گارانتی تعویض

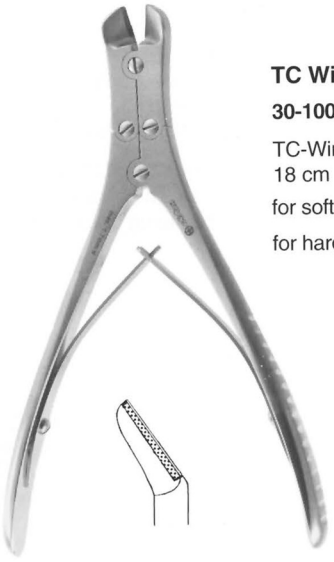

TC Wire Cutting Pliers

30-100.18

TC-Wire Cutting Pliers
18 cm
for soft wire up to 2,0 mm
for hard wire up to 1,7 mm

30-101.22
TC-Wire Cutting Pliers
22 cm
for soft wire up to 3,0 mm
for hard wire up to 2,5 mm

Cutter for cutting off wires, bolts, pins, up to 6 mm diam.

30-110.50 47 cm
30-110.60 54 cm

VII. Instrumentarium für Knochenplatten und Knochenschrauben
Instruments for Bone Plates and Bone Screws

Schraubenzieher – Screw Drivers

für Sechskantkopf – for hexagonal head

	für Schrauben/ for screws	Länge length
95-176.01	1,5 / 2,0 mm Ø/diam.	20 cm
95-176.02	2,7 / 3,5 / 4,0 mm Ø/diam.	20 cm
95-176.03	4,5 / 6,5 mm Ø/diam.	20 cm

95-176.04 für PHILLIPS Kopf – for PHILLIPS head
20 cm Länge/length

95-176.05 für einfache Köpfe,
20 cm Länge
for single heads,
20 cm length

95-176.06 für geschlitzte Köpfe,
20 cm Länge
for slotted heads,
20 cm length

95-177.01 A WILLIAMS Schraubenzieher
für PHILLIPS Köpfe
Screw Driver
for PHILLIPS heads

A

XI. Allgemeines Instrumentarium – General Instruments

Knochenhaltezangen, Knochenhalteklammern, Knochenhebel, Knochenhämmer, Osteotome, Meissel und Hohlmeissel, Scharfe Löffel, Raspatorien, Elevatorien, Handbohrapparate, Gipssäge
Bone Holding Forceps, Bone Clamps, Bone Levers, Bone Mallets, Osteotomes, Chisels and Gouges, Bone Curettes, Raspatories, Elevators, Hand Drills, Plaster Saw

Knochenhebel – Bone Levers

95-315.00 Knochenhebel mit breitem Schnabel, 22 mm breit
Bone Lever with wide tip, 22 mm wide

95-316.00 Knochenhebel mit langem, breitem Schnabel, 24 mm breit, für Hüftchirurgie
Bone Lever with long wide tip, 24 mm wide, for hip surgery

95-317.00 BENNET Knochenhebel – Bone Lever
24 cm, klein/small

LANGE-HOHMANN Knochenhebel – Bone Levers

95-318.27 30 mm breit/wide, 270 mm lang/long
95-318.29 34 mm breit/wide, 290 mm lang/long

95-319.00 BLOUNT Knochenhebel für Knie
Bone Lever for knee
25 cm

95-320.00 Knochenhebel für Knie
Bone Lever for knee
17,5 cm

XI. Allgemeines Instrumentarium – General Instruments

Knochenhaltezangen, Knochenhalteklammern, Knochenhebel, Knochenhämmer, Osteotome, Meissel und Hohlmeissel, Scharfe Löffel, Raspatorien, Elevatorien, Handbohrapparate, Gipssäge
Bone Holding Forceps, Bone Clamps, Bone Levers, Bone Mallets, Osteotomes, Chisels and Gouges, Bone Curettes, Raspatories, Elevators, Hand Drills, Plaster Saw

95-321.00 Knochenhebel, 6 mm breit, 16 cm lang, kurze, schmale Spitze
Bone Lever, 6 mm wide, 16 cm long, short narrow tip

95-322.00 Knochenhebel, 8 mm breit, 16 cm lang kurze, schmale Spitze
Bone Lever, 8 mm wide, 16 cm long short narrow tip

95-323.00 Knochenhebel mit breiter Schaufel, für Kleinfragmente
Bone Lever with wide blade, for small fragments

HOHMANN Knochenhebel – Bone Levers
kurze, schmale Spitze/short narrow tip

95-324.00 8 mm breit/wide, 220 mm lang/long

95-325.00 18 mm breit/wide, 240 mm lang/long

HOHMANN Knochenhebel – Bone Levers

95-326.43 43 mm breit/wide
95-326.70 70 mm breit/wide
240 mm lang/long

XI. Allgemeines Instrumentarium – General Instruments

Knochenhaltezangen, Knochenhalteklammern, Knochenhebel, Knochenhämmer, Osteotome, Meissel und Hohlmeissel, Scharfe Löffel, Raspatorien, Elevatorien, Handbohrapparate, Gipssäge
Bone Holding Forceps, Bone Clamps, Bone Levers, Bone Mallets, Osteotomes, Chisels and Gouges, Bone Curettes, Raspatories, Elevators, Hand Drills, Plaster Saw

Knochenhämmer – Bone Mallets

95-329.01 Knochenhammer, 180 mm lang, Gewicht ca. 140 g, mit austauschbaren Plastikscheiben
Bone Mallet, 180 mm long, weight approx. 140 g, with interchangeable plastic discs

95-329.02 Paar Ersatzscheiben – Pair of spare discs

95-330.35 Knochenhammer, Gewicht ca. 350 g
Bone Mallet, weight approx. 350 g

95-330.50 Knochenhammer, Gewicht ca. 500 g, Standardgröße
Bone Mallet, weight approx. 500 g, Standard size

95-330.70 Knochenhammer, Gewicht ca. 700 g, für Marknagelung
Bone Mallet, weight approx. 700 g, for medullary nailing

95-331.35 Knochenhammer 35 mm Ø – Bone Mallet 35 mm diam.
95-331.42 Knochenhammer 42 mm Ø – Bone Mallet 42 mm diam.
95-331.50 Knochenhammer 50 mm Ø – Bone Mallet 50 mm diam.

Material Ferrozell kann im Autoklaven bei 3 bar Überdruck sterilisiert werden (143°)
Material Ferrozell can be sterilized in an autoclave at 3 bar overpressure (143°)

95-332.00 Knochenhammer 30 mm Ø, Gewicht ca. 125 g
Bone Mallet, 30 mm diam., weight approx. 125 g

Material Ferrozell kann im Autoklaven bei 3 bar Überdruck sterilisiert werden (143°)
Material Ferrozell can be sterilized in an autoclave at 3 bar overpressure (143°)

XI. Allgemeines Instrumentarium – General Instruments

Knochenhaltezangen, Knochenhalteklammern, Knochenhebel, Knochenhämmer, Osteotome, Meissel und Hohlmeissel, Scharfe Löffel, Raspatorien, Elevatorien, Handbohrapparate, Gipssäge
Bone Holding Forceps, Bone Clamps, Bone Levers, Bone Mallets, Osteotomes, Chisels and Gouges, Bone Curettes, Raspatories, Elevators, Hand Drills, Plaster Saw

Gipssäge – Plaster Saw

Schlüssel allein **95-460.16**
Spanner only

Sägeblatt allein
Saw Blade only

Gipssäge komplett **95-460.22** 220 V
Plaster Saw complete **95-460.11** 110 V

Ø/diam. 50 mm for plaster **95-460.14**
Ø/diam. 65 mm for plaster **95-460.15**

Ø/diam. 50 mm for synthetic **95-460.19**
Ø/diam. 65 mm for synthetic **95-420.20**

Die Oscillierende Gipssäge wird mit 2 rostfreien Sägeblättern Ø 50 + 65 mm, sowie 2 Schrauben-Schlüssel, zum Auswechseln der Sägeblätter geliefert. Als Sonderzubehör für Hartverbände (z.B. Glasfiber etc.) sind 2 spezialgehärtete Sägeblätter Ø 50 + 65 mm lieferbar. Es sollten keine ungepolsterten Gipsverbände aufgeschnitten werden, da durch Mitschwingen der angeklebten Haut am Gips Verletzungsgefahr für die Haut besteht. Für die Normalbenutzung sollte das kleine Sägeblatt mit 50 mm Ø verwendet werden. Das große Sägeblatt mit 65 mm Ø nur in Ausnahmefällen z.B. bei dicken Gips etc.) verwenden. Das Gerät ist wartungsfrei, sollte jedoch alle 1 bis 2 Jahre vom Hersteller überprüft werden. Die Gipssäge ist mit einem Sicherheitsschutz-Schalter ausgerüstet. Dieser gewährleistet eine Überlastung des Motors. Sollte durch Überlastung die Gipssäge aussetzen, kann diese innerhalb weniger Minuten mittels eines Spezial-Einschalt-Knopfes wieder in Betrieb genommen werden. Dieser Einschalt-Knopf befindet sich unterhalb der Motor-Kabelzuführung. Um eine zu hohe Erwärmung zu vermeiden, empfehlen wir stumpfe und abgenützte Sägeblätter auszuwechseln. Zur Auswechslung abgenützter Sägeblätter sollten ausschließlich die mitgelieferten Schraubenschlüssel verwendet werden. Die vermeiden dadurch ein Überdrehen des Extenters. In regelmäßigen Abständen sollte das rostfrei Kühl-Draht-Gitter gereinigt werden. In explosionsgefährdeten Bereichen darf die Gipssäge nicht verwendet werden.
Technische Daten:
Stromanschluß 220 Volt 50 Hz, Leistungsaufnahme 90 Watt, Schutzklasse II nach VDE 0740, Schutzisoliert, Funkentstört, Motorenschutzschalter, Gewicht 1500 g.

The oscillating Plaster Saw is supplied with 2 stainless steel saw blades with 50 / 65 mm diam. plus 2 spanners to exchange the saw blades. As a special requisite for hard bandage (e.g. glass-fibre etc.) 2 specially hardened saw blades are available. Normally, the small saw blade with 50 mm diam. is used. The large saw blade with 65 mm diam. is used in exceptional cases (e.g. by thick plaster etc.). The unit is maintenance-free, but should however be checked every 1 to 2 years by the manufacturers. The Plaster Saw is equipped with a safety-protective switch. This guarentees the motor against overloading. Should the Plaster Saw become unfunctionable due to overloading, the unit can be put into use again within minutes by use of a special switch-on button. The switch-on button is located underneath the motor-cable inlet. To prevent excessive heating we recommend rechanging of blunt and used saw blades. Replacement of used saw blades should only be undertaken with the use of the supplied spanners. This will prevent over-winding. The stainless steel cool-element-grid should be cleaned at regular intervals. The Plaster Saw should not be used in explosive danger areas.
Technical Data:
Electrical Connection 220 Volt 50 Hz, Input 90 Watt, Protection Class II acc. to VDE 0740, Protective Insulated, Anti-signal Interference, Motor-safety Switch, Weight 1500 g.

Bending Instruments for Plates

95-190.01 Bending iron, beak opening 4 and 6 mm, use in pairs



95-190.02 + Bending Iron 150 mm long, for small plates
95-190.03 width of slots 2,5 and 4,0 mm to be used in pairs

95-190.02

95-190.03

95-190.04 Bending iron for mini plates

95-191.00 Bending press, for straight and angled plates

95-192.01 Bending Pliers, for straight plates



Bone Holding forceps, self-centering, with thread lock

95-295.09 for small fragments, 150 mm, jaw 3 mm

95-295.10 Size 0, 190 mm, extra small jaw 7 mm

95-295.14 Size 1, 240 mm, small jaw 10,5 mm

95-295.18 Size 2, 260 mm, medium jaw 11 mm

95-295.23 Size 3, 280 mm, large jaw 11,5 mm

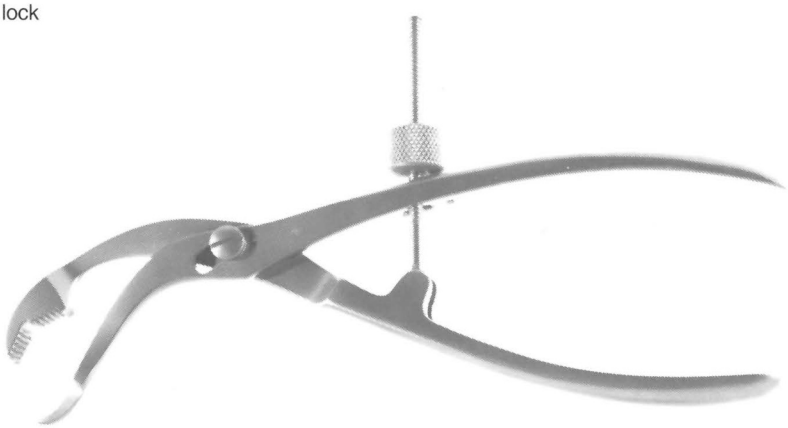

95-290.00 VERBRÜGGE Bone Holding Forceps, 175 mm

95-291.01 VERBRÜGGE Bone Holding Forceps, 250 mm

95-291.02 VERBRÜGGE Bone Holding Forceps, 260 mm

95-291.03 VERBRÜGGE Bone Holding Forceps, 270 mm

95-292.00 Reduction Forceps with thread lock, 240 mm

95-293.00 Reduction Forceps with thread lock, 160 mm

95-294.00 FERGUSON Bone Holding Forceps, 230 mm

30-121.18 Plate- and Wire Cutting Pliers
18 cm, with Tungsten Carbide,
up to 1,7 mm diam.

95-250.05 Wire Cutting Pliers
for soft wire up to
3,0 mm diam.
for hard wire up to
2,5 mm diam.

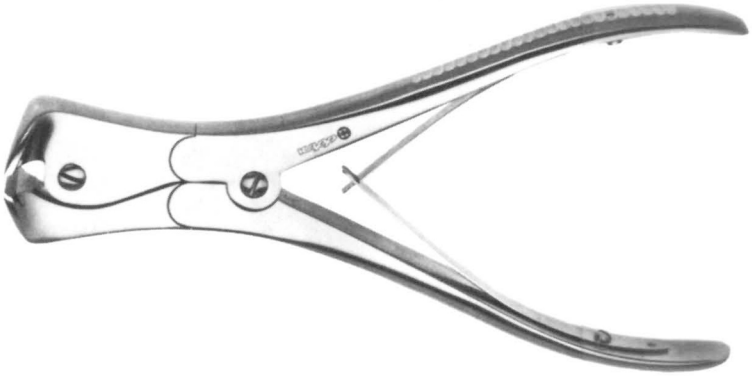

Vise grip, stainless steel, gearing and
self-holding

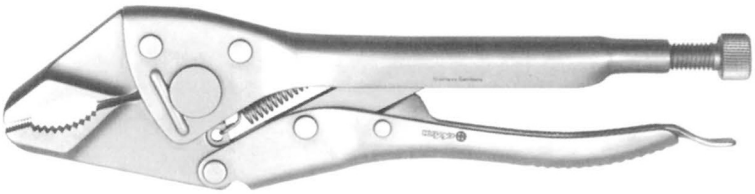

	Länge/Lenght
95-251.00	180 mm
95-251.01	200 mm
95-251.02	240 mm

95-252.00 Flat Nose Pliers, parallel,
stainless steel, 180 mm

95-252.01 Flat Nose Pliers with
lateral wire cutter,
stainless steel, 180 mm

Bone Holding Forceps



95-286.01 KERN Baby-Knochenhaltezange, 160 mm, mit Sperrklinke
Baby Bone Holding Forceps, 160 mm, with ratchet
95-286.02 dto. ohne Sperrklinke (ohne Abb.)
do. without ratchet (not illustr.)
95-286.03 KERN Knochenhaltezange, 210 mm, mit Sperrklinke (ohne Abb.)
Bone Holding Forceps, 210 mm, with ratchet (not illustr.)
95-286.04 dto. ohne Sperrklinke (ohne Abb.)
do. without ratchet (not illustr.)

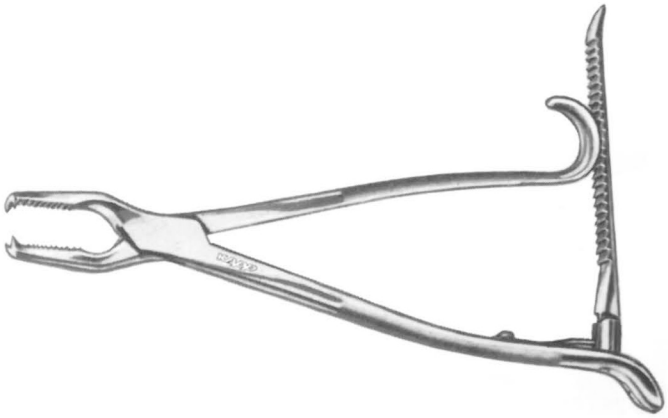

95-287.01 LANE Knochenhaltezange 330 mm, mit Sperrklinke
Bone Holding Forceps, 330 mm, with ratchet
95-287.02 dto., ohne Sperrklinke (ohne Abb.)
do., without ratchet (not illustr.)
95-287.03 LANE Knochenhaltezange, 450 mm, ohne Sperrklinke (ohne Abb.)
Bone Holding Forcpes, 450 mm, without ratchet (not illustr.)
95-287.04 dto., mit Sperrklinke
do., with ratchet

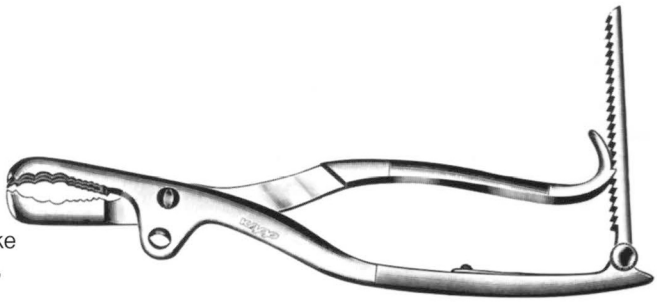

95-288.01 FARABEUF-LAMBOTTE Knochenhaltezange, 260 mm, mit Sperrklinke
Bone Holding Forceps, 260 mm, with ratchet
95-288.02 FARABEUF Knochenhaltezange, 260 mm, ohne Sperrklinke (ohne Abb.)
Bone Holding Forceps, 260 mm, without ratchet (not illustr.)

95-289.01 LAMBOTTE Knochenhaltezange, 220 mm
Bone Holding Forceps, 220 mm
95-289.02 LAMBOTTE Knochenhaltezange, 270 mm
Bone Holding Forceps, 270 mm
95-289.03 LAMBOTTE Knochenhaltezange, 330 mm
Bone Holding Forceps, 330 mm

Knochenhaltezangen – Bone Holding Forceps

95-286.01 KERN Baby Bone Holding Forceps, 160 mm, with ratchet

95-286.02 do. without ratchet (not illustr.)

95-286.03 KERN Bone Holding Forceps, 210 mm, with ratchet (not illustr.)

95-286.04 do. without ratchet (not illustr.)



95-287.01 LANE Bone Holding Forceps, 330 mm, with ratchet

95-287.02 do., without ratchet (not illustr.)

95-287.03 LANE Bone Holding Forceps, 450 mm, without ratchet (not illustr.)

95-287.04 do., with ratchet

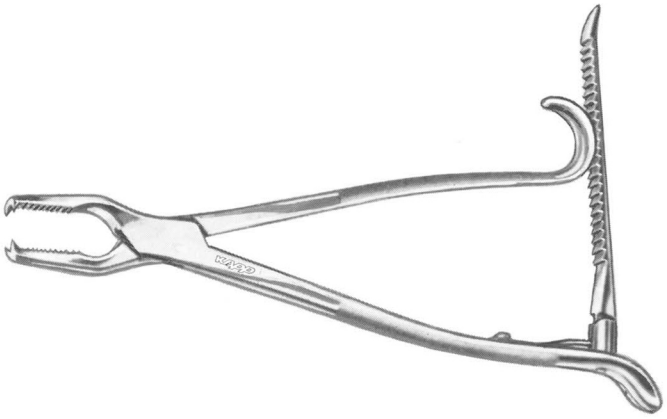

95-299.00 Bone Holding Forceps with ratchet, 145 mm, Reposition Forceps for small fragments

95-300.00 REILL Bone Holding Forceps, 170 mm



95-301.00 Bone Holding Forceps with points, 200 mm

95-329.01 Knochenhammer, 180 mm lang, Gewicht ca. 140 g, mit austauschbaren Plastikscheiben
Bone Mallet, 180 mm long, weight approx. 140 g, with interchangeable plastic discs

95-329.02 Paar Ersatzscheiben – Pair of spare discs

Ø/diam. 25 mm

95-330.35 Knochenhammer, Gewicht ca. 350 g
Bone Mallet, weight approx. 350 g

95-330.50 Knochenhammer, Gewicht ca. 500 g, Standardgröße
Bone Mallet, weight approx. 500 g, Standard size

95-330.70 Knochenhammer, Gewicht ca. 700 g, für Marknagelung
Bone Mallet, weight approx. 700 g, for medullary nailing

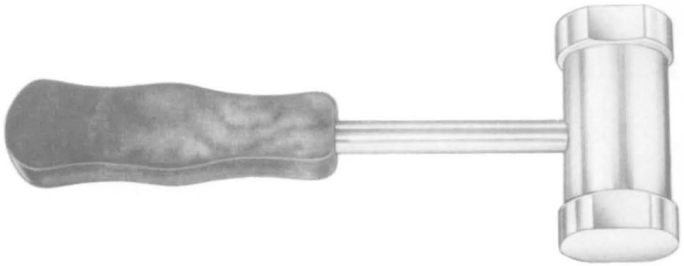


25 cm

95-331.35 Knochenhammer 35 mm Ø – Bone Mallet 35 mm diam.
95-331.42 Knochenhammer 42 mm Ø – Bone Mallet 42 mm diam.
95-331.50 Knochenhammer 50 mm Ø – Bone Mallet 50 mm diam.

Material Ferrozell kann im Autoklaven bei 3 bar Überdruck sterilisiert werden (143°)
Material Ferrozell can be sterilized in an autoclave at 3 bar overpressure (143°)

95-332.00 Knochenhammer 30 mm Ø, Gewicht ca. 125 g
Bone Mallet, 30 mm diam., weight approx. 125 g


18 cm

Material Ferrozell kann im Autoklaven bei 3 bar Überdruck sterilisiert werden (143°)
Material Ferrozell can be sterilized in an autoclave at 3 bar overpressure (143°)

Osteotomes, Chisels and Gouges

SMITH PETERSEN Osteotome, gerade, 20 cm lang
Osteotomes, straight, 20 cm long

95-357.06	6 mm breit/wide
95-357.09	9 mm breit/wide
95-357.13	13 mm breit/wide
95-357.16	16 mm breit/wide
95-357.19	19 mm breit/wide
95-357.25	25 mm breit/wide
95-357.32	32 mm breit/wide

SMITH PETERSEN Osteotome, gebogen, 20 cm lang
Osteotomes, curved, 20 cm long

95-358.06	6 mm breit/wide
95-358.09	9 mm breit/wide
95-358.13	13 mm breit/wide
95-358.16	16 mm breit/wide
95-358.19	19 mm breit/wide
95-358.25	25 mm breit/wide
95-358.32	32 mm breit/wide

SMITH PETERSEN Hohlmeissel, gerade, 20 cm lang
Gouges, straight, 20 cm long

95-359.09	9 mm breit/wide
95-359.14	14 mm breit/wide
95-359.19	19 mm breit/wide
95-359.25	25 mm breit/wide
95-359.32	32 mm breit/wide

SMITH PETERSEN Hohlmeissel, gebogen, 20 cm lang
Gouges, curved, 20 cm long

95-360.09	9 mm breit/wide
95-360.14	14 mm breit/wide
95-360.19	19 mm breit/wide
95-360.25	25 mm breit/wide
95-360.32	32 mm breit/wide

STILLE Osteotome, gerade, 20 cm lang
Osteotomes, straight, 20 cm long

95-361.06	6 mm breit/wide
95-361.08	8 mm breit/wide
95-361.10	10 mm breit/wide
95-361.12	12 mm breit/wide
95-361.15	15 mm breit/wide
95-361.20	20 mm breit/wide
95-361.25	25 mm breit/wide
95-361.30	30 mm breit/wide

STILLE Osteotome, gebogen, 20 cm lang
Osteotomes, curved, 20 cm long

95-362.10	10 mm breit/wide
95-362.12	12 mm breit/wide
95-362.15	15 mm breit/wide
95-362.20	20 mm breit/wide
95-362.25	25 mm breit/wide
95-362.30	30 mm breit/wide



STILLE Hohlmeissel, gerade, 20 cm lang
Gouges, straight, 20 cm long

95-363.06	6 mm breit/wide
95-363.08	8 mm breit/wide
95-363.10	10 mm breit/wide
95-363.12	12 mm breit/wide
95-363.15	15 mm breit/wide
95-363.20	20 mm breit/wide
95-363.25	25 mm breit/wide
95-363.30	30 mm breit/wide

STILLE Hohlmeissel, gebogen, 20 cm lang
Gouges, curved, 20 cm long

95-364.06	6 mm breit/wide
95-364.08	8 mm breit/wide
95-364.10	10 mm breit/wide
95-364.12	12 mm breit/wide
95-364.15	15 mm breit/wide
95-364.20	20 mm breit/wide
95-364.25	25 mm breit/wide
95-364.30	30 mm breit/wide

STILLE Meissel, gerade, 20 cm lang
Chisels, straight, 20 cm long

95-415.06	6 mm breit/wide
95-415.08	8 mm breit/wide
95-415.10	10 mm breit/wide
95-415.12	12 mm breit/wide
95-415.15	15 mm breit/wide
95-415.20	20 mm breit/wide
95-415.25	25 mm breit/wide
95-415.30	30 mm breit/wide



Mini LEXER Osteotome,gerade, 18 cm lang
Osteotomes, straight, 18 cm long

95-404.04	4 mm breit/wide
95-404.06	6 mm breit/wide
95-404.08	8 mm breit/wide
95-404.10	10 mm breit/wide
95-404.12	12 mm breit/wide

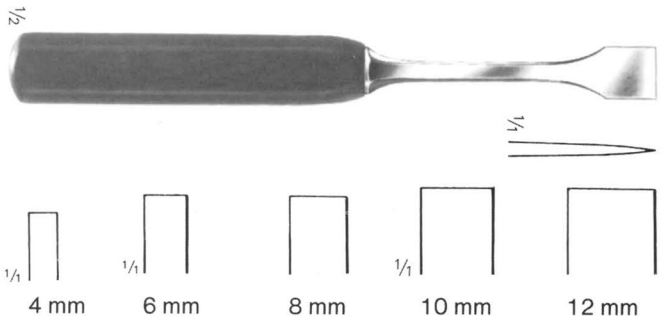

Mini LEXER Hohlmeissel, gerade, 18 cm lang
Gouges, straight, 18 cm long

95-406.04	4 mm breit/wide
95-406.06	6 mm breit/wide
95-406.08	8 mm breit/wide
95-406.10	10 mm breit/wide
95-406.12	12 mm breit/wide

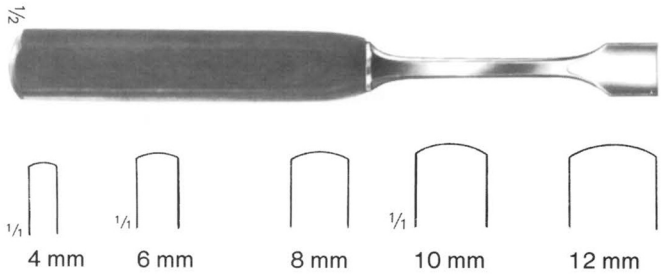

LEXER Osteotome, gerade, 22 cm lang
Osteotomes, straight, 22 cm long

95-408.07	7 mm breit/wide
95-408.10	10 mm breit/wide
95-408.15	15 mm breit/wide
95-408.20	20 mm breit/wide
95-408.25	25 mm breit/wide
95-408.30	30 mm breit/wide



LEXER Hohlmeisel, gerade, 22 cm lang
Gouges, straight, 22 cm long

95-410.07	7 mm breit/wide
95-410.10	10 mm breit/wide
95-410.15	15 mm breit/wide
95-410.20	20 mm breit/wide
95-410.25	25 mm breit/wide
95-410.30	30 mm breit/wide



Bone Curettes

Fig.	000	00	0
	95-430.01	**95-430.02**	**95-430.03**

Fig.	1	2
	95-430.04	**95-430.05**

Fig.	3	4
	95-430.06	**95-430.07**

SCHEDE
95-430.01 - 95-430.07
oval/oval, 17 cm

Fig.	0000	000	00	0
	95-431.01	**95-431.02**	**95-431.03**	**95-431.04**

Fig.	1	2	3
	95-431.05	**95-431.06**	**95-431.07**

Fig.	4	5	6
	95-431.08	**95-431.09**	**95-431.10**

VOLKMANN
95-431.01 - 95-431.10
rund/round, 17 cm

Fig.	0000	000	00	0
	95-432.01	**95-432.02**	**95-432.03**	**95-432.04**

Fig.	1	2	3
	95-432.05	**95-432.06**	**95-432.07**



Fig.	4	5	6
	95-432.08	**95-432.09**	**95-432.10**

BRUNS
95-432.01 - 95-432.10
rund/round, 17 cm

Fig.	000	00	0
	95-433.01	**95-433.02**	**95-433.03**

Fig.	1	2	3
	95-433.04	**95-433.05**	**95-433.06**

Fig.	4	5	6
	95-433.07	**95-433.08**	**95-433.09**

BRUNS
95-433.01 - 95-433.09
oval/oval, 17 cm

Bone Curettes

95-434.01-
95-434.09

BRUNS
scharfe Löffel, oval – Bone Curettes, oval
gerade, 6-kant Griff – straight, hex. handle
23 cm

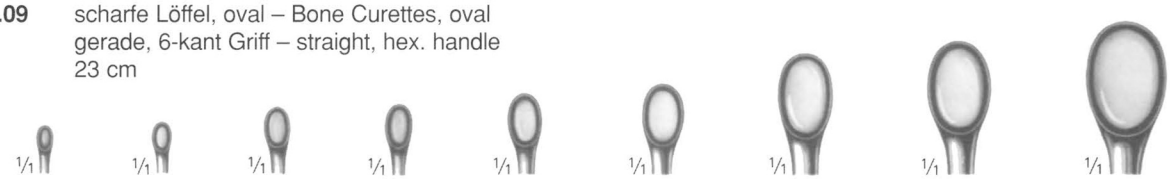

000	00	0	1	2	3	4	5	6
95-434.01	**95-434.02**	**95-434.03**	**95-434.04**	**95-434.05**	**95-434.06**	**95-434.07**	**95-434.08**	**95-434.09**
95-435.01	**95-435.02**	**95-435.03**	**95-435.04**	**95-435.05**	**95-435.06**	**95-435.07**	**95-435.08**	**95-435.09**
95-436.01	**95-436.02**	**95-436.03**	**95-436.04**	**95-436.05**	**95-436.06**	**95-436.07**	**95-436.08**	**95-436.09**

95-435.01-
95-435.09

BRUNS
scharfe Löffel, oval – Bone Curettes, oval
gerade / straight
23 cm

95-436.01-
95-436.09

BRUNS
scharfe Löffel, oval – Bone Curettes, oval
abgewinkelt / angled
23 cm

95-437.01-
95-437.04

WILLIGER
scharfe Löffel, oval – Bone Curettes, oval
gerade / straight
17 cm

95-437.05-
95-437.08

WILLIGER
scharfe Löffel, rund – Bone Curettes, round
gerade / straight
17 cm

00	0	1	2	00	0	1	2
95-437.01	**95-437.05**	**95-437.02**	**95-437.00**	**95-437.03**	**95-437.07**	**95-437.04**	**95-437.08**

95-438.01-
95-438.04

DAUBENSPECK
scharfe Löffel, oval – Bone Curettes, oval
abgewinkelt / angled
20 cm

00	0	1	2
95-438.01	**95-438.02**	**95-438.03**	**95-438.04**

Bone Curettes

95-439.01-
95-439.10

SIMON
scharfe Löffel, oval – Bone Curettes, oval
gerade / straight
24 cm

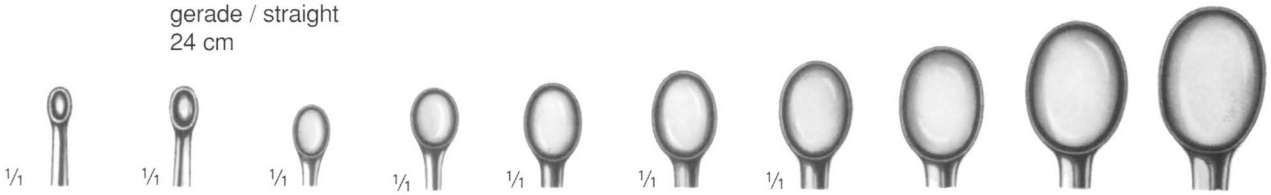

0000	000	00	0	1	2	3	4	5	6
95-439.01	**95-439.02**	**95-439.03**	**95-439.04**	**95-439.05**	**95-439.06**	**95-439.07**	**95-439.08**	**95-439.09**	**95-439.10**

95-440.01-
95-440.04

scharfe Löffel, oval – Bone Curettes, oval
gerade, mit Ferrozell-Griff
straight, with Ferrozell Handle
27 cm

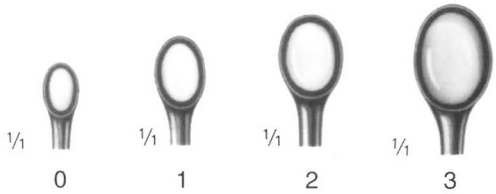

0	1	2	3
95-440.01	**95-440.02**	**95-440.03**	**95-440.04**

95-441.01-
95-441.03

HALLE
scharfe Löffel – Bone Curettes
biegsam / malleable
21 cm

95-441.01	**95-441.02**	**95-441.03**

SCHEREN
SCISSORS

Chirurgische Scheren – Operating Scissors
Tijeras para cirugia – Ciseaux à chirurgie

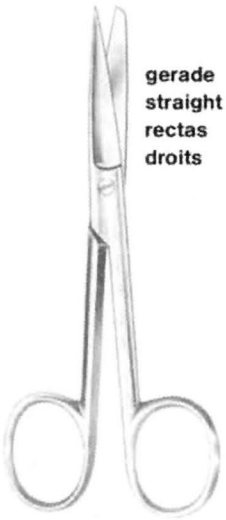

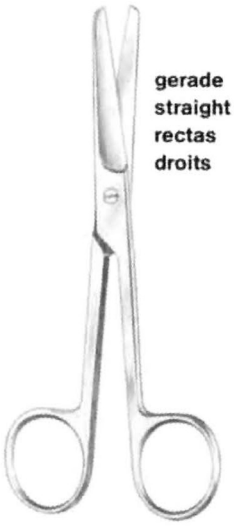

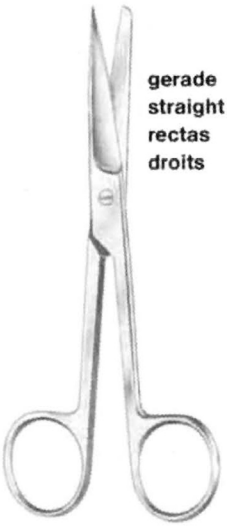

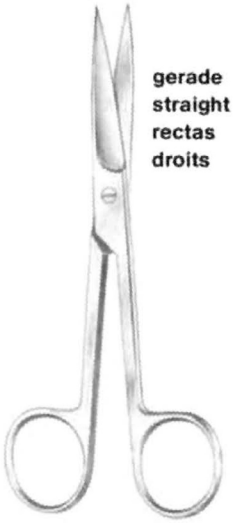

		Standard Fig. 1	Standard Fig. 2	Standard Fig. 3
01-000.14	10,5 cm / 4"	01-001.10	01-002.10	01-003.10
14,5 cm / 5½"	11,5 cm / 4½"	01-001.11	01-002.11	01-003.11
	13 cm / 5"	01-001.13	01-002.13	01-003.13
mit extra grossen Ringen	14,5 cm / 5½"	01-001.14	01-002.14	01-003.14
with extra large rings	15,5 cm / 6"	01-001.15	01-002.15	01-003.15
con anillos especialmente	16,5 cm / 6½"	01-001.16	01-002.16	01-003.16
grandes	17,5 cm / 7"	01-001.17	01-002.17	01-003.17
avec grandes anneaux	18,5 cm / 7¼"	01-001.18	01-002.18	01-003.18
	20 cm / 8"	01-001.20	01-002.20	01-003.20

TC

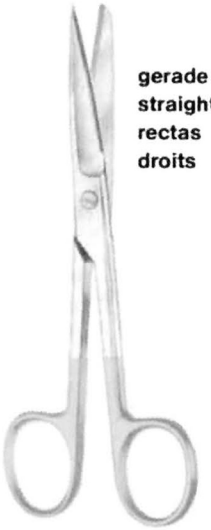

Standard TC
14,5 cm / 5½"

Fig. 1
02-001.14

Fig. 2
02-002.14

Fig. 3
02-003.14

SCISSORS

Chirurgische und gynäkologische Scheren – Operating and gynecological Scissors
Tijeras para cirugie y ginecologia – Ciseaux à chirurgie et à ginecologie

Mayo

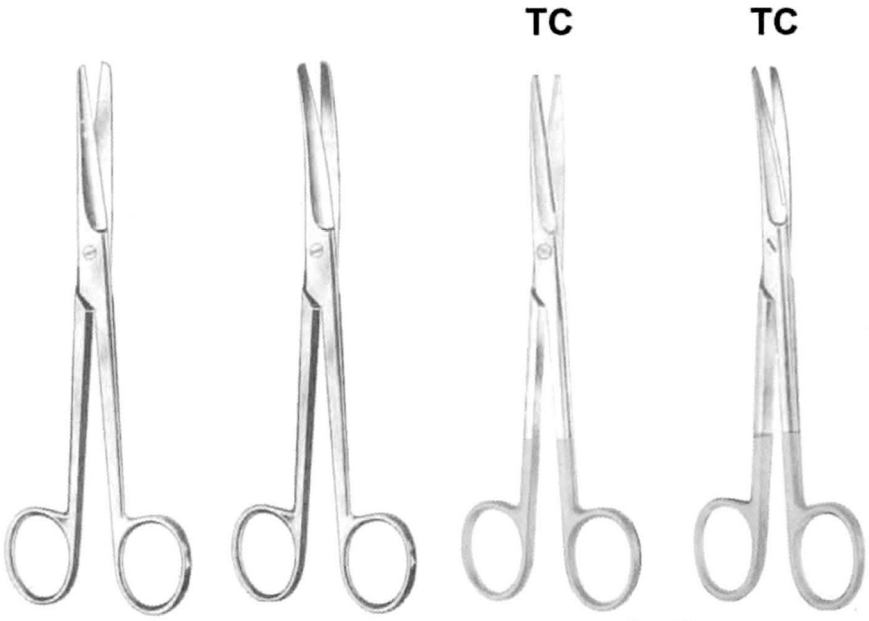

	Mayo		Mayo TC	
	gerade – straight rectas – droits	gebogen – curved curvas – courbes	gerade – straight rectas – droits	gebogen – curved curvas – courbes
14,5 cm / 5½"	01-035,14	01-036.14	02-015.14	02-016.14
15 cm / 6"	01-035.15	01-036.15		
17 cm / 6¾"	01-035.17	01-036.17	02-015.17	02-016.17
23 cm / 9"	01-035.23	01-036.23	02-015.23	02-016.23
28 cm / 11"	01-035.28	01-036.28		

Mayo-Stille

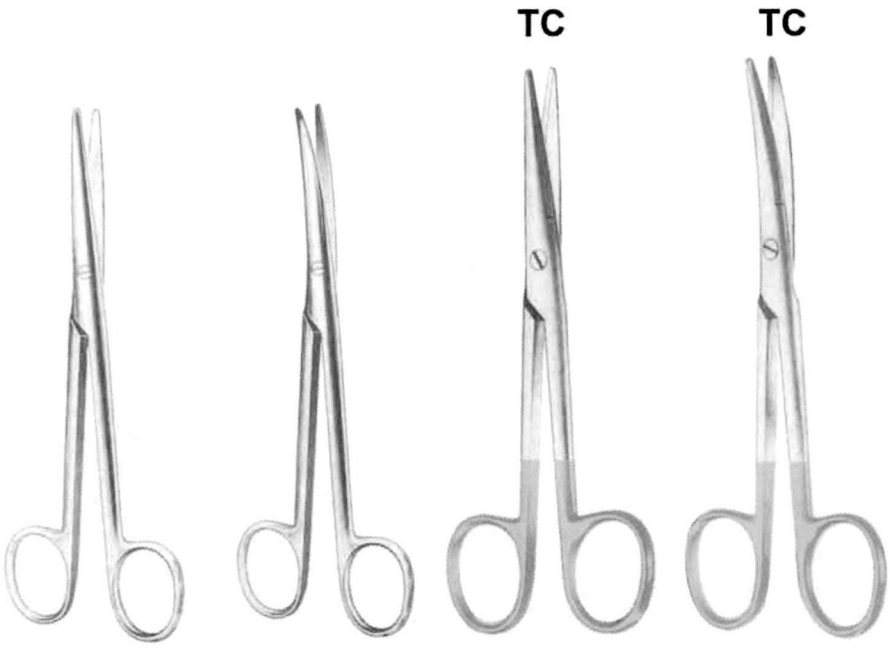

	Mayo-Stille		Mayo-Stille TC	
	gerade – straight rectas – droits	gebogen – curved curvas – courbes	gerade – straight rectas – droits	gebogen – curved curvas – courbes
15 cm / 6"	01-037.15	01-038.15	02-017.15	02-018.15
17 cm / 6¾"	01-037.17	01-038.17	02.017.17	02-018.17
19,5 cm / 7¾"	01-037.19	01-038.19		
21 cm / 8¼"		01-038.21		

SCHEREN
SCISSORS

Präparierscheren – Dissecting Scissors
Tijeras para preparaciones – Ciseaux à dissection

	Metzenbaum-Fino gebogen – curved – curvas – courbes		Metzenbaum gebogen – curved – curvas – courbes	
18 cm / 7"	01-063.18	01-064.18	01-065.18	01-066.18
20 cm / 8"	01-063.20	01-064.20	01-065.20	01-066.20
23 cm / 9"	01-063.23	01-064.23	01-065.23	01-066.23
25 cm / 10"	01-063.25	01-064.25	01-065.25	01-066.25
28 cm / 11"	01-063.28	01-064.28	01-065.28	01-066.28
30 cm / 12"	01-063.30	01-064.30	01-065.30	01-066.30
		TC	**TC**	**TC**

gebogen
curved
curvas
courbes

	Metzenbaum TC	Metzenbaum-Fino TC	Metzenbaum-Fino TC
18 cm / 7"	02-036.18	02-037.18	02-038.18
20 cm / 8"	02-036.20	02-037.20	02-038.20
23 cm / 9"	02-036.23	02-037.23	02-038.23
25 cm / 10"	02-036.25	02-037.25	
28 cm / 11"	02-036.28	02-037.28	

SCHEREN
SCISSORS

Bauchdecken- und gynäkologische Scheren – Abdominal and Gynecological Scissors
Tijeras abdominales y para ginecologia – ciseaux abdominaux et à gynécologie

Doyen
16 cm / 6¼"
01-080.16

Doyen
16 cm / 6¼"
01-081.16
01-082.16

Doyen
17,5 cm / 7"
01-081.18
01-082.18

Fistelscheren
Fistula Scissors
Tijeras para fistulas
Ciseaux pour fistules

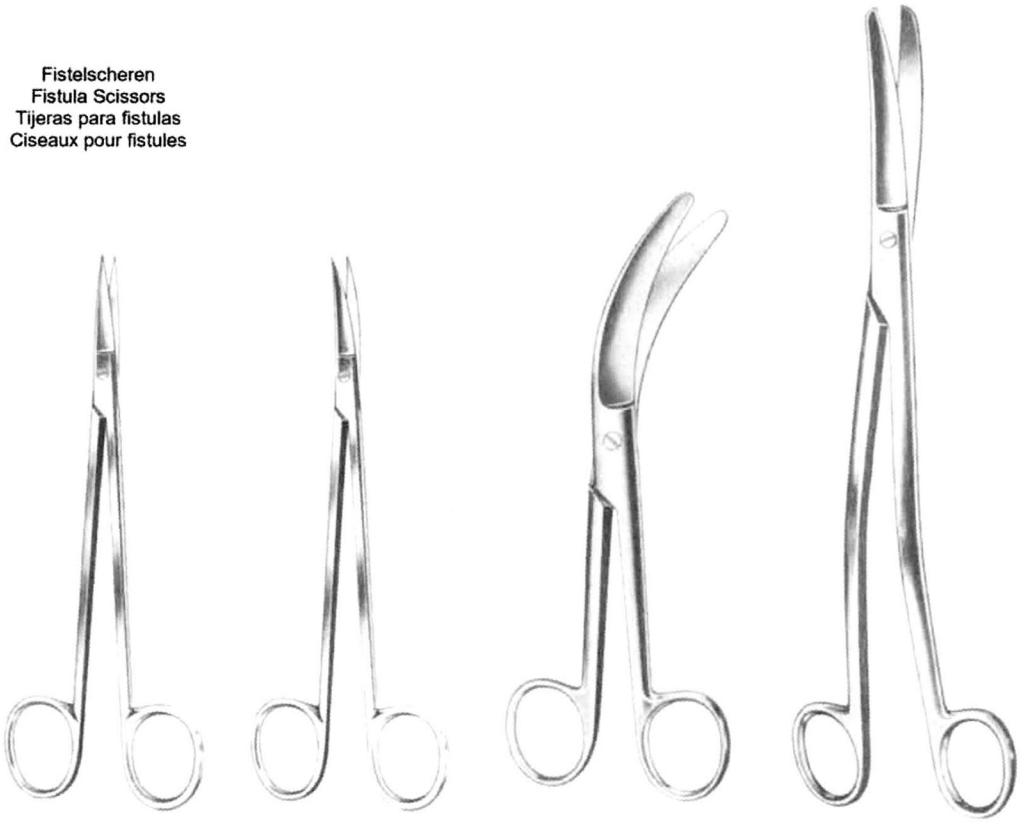

Kelly
16 cm / 6¼" 01-083.16 01-084.16
18 cm / 7" 01-083.18 01-084.18

Vezien
01-085.16
18 cm / 7"

Siebold
01-086.24
24 cm / 9½"

SCHEREN
SCISSORS

Nabelschnurscheren – Umbilical Scissors
Tijeras umbilicales – Ciseaux pour le cordon ombilical

Busch
13 cm / 5" 01-181.13
16 cm / 6¼" 01-181.16

Schumacher
01-182.16
16 cm / 6¼"

Mod. USA
01-183.10
10,5 cm / 4"

Damm- (Episiotomie-) Scheren
Tijeras para perineo (para episiotomia)
Perineum (Episiotomy) Scissors
Ciseaux à périnée (à épisiotomie)

Braun-Stadler
01-186.14
14 cm / 5½"

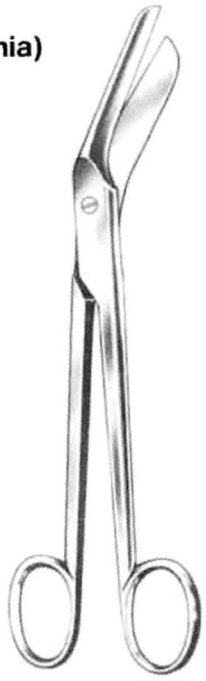

Braun-Stadler
01-187.21
21 cm / 8¼"



Braun-Stadler
01-188.22
22 cm / 8¾"

SCHEREN
SCISSORS

Verbandscheren – Bandage Scissors
Tijeras para vendajes – Ciseaux pour pansements

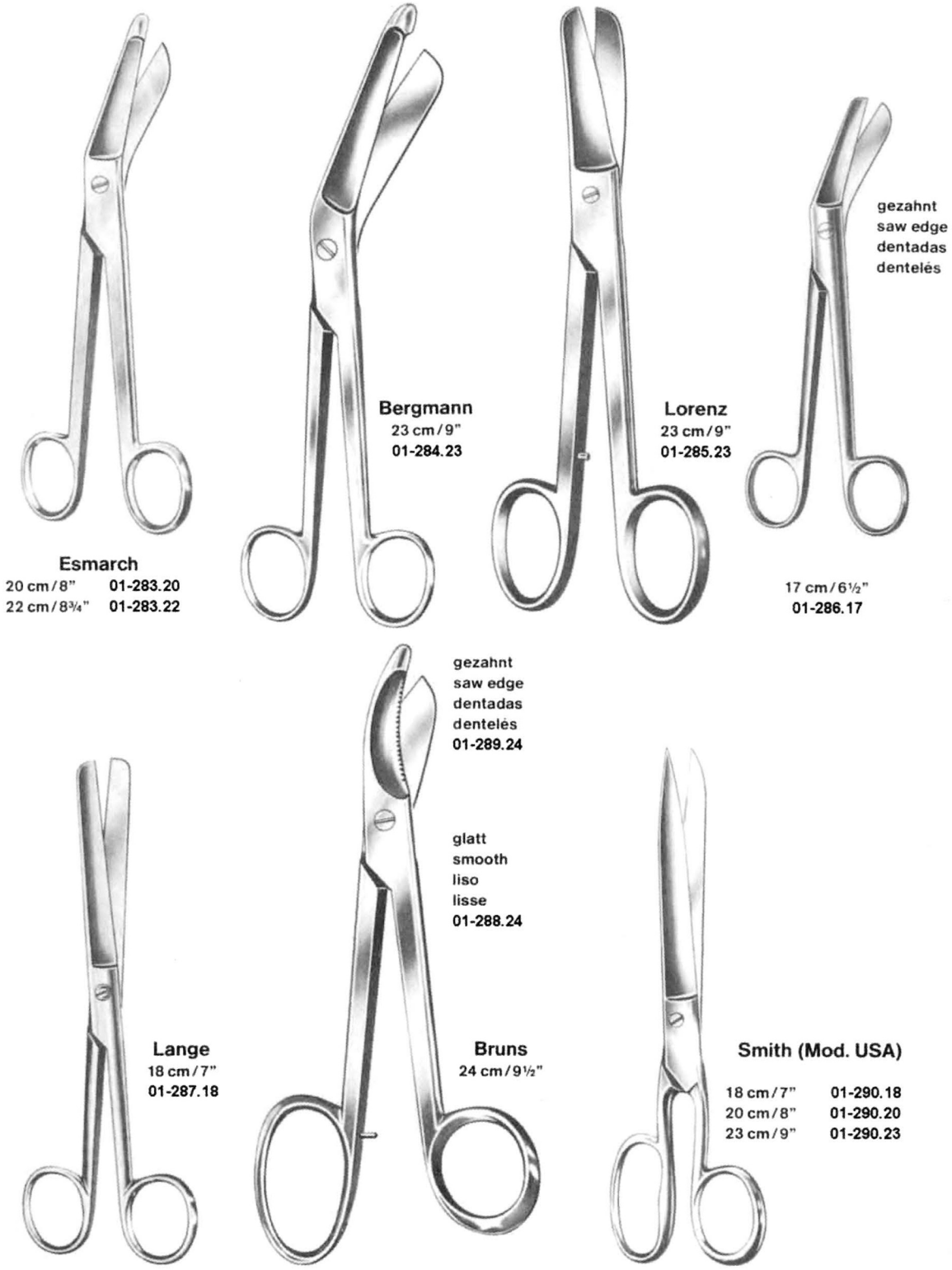

SCHEREN
SCISSORS

Bone- and Rib Shears – Plaster-of-Paris Shears

Gluck
01-300.22
22 cm / 8¾"

Stille
01-301.21
21 cm / 8¼"

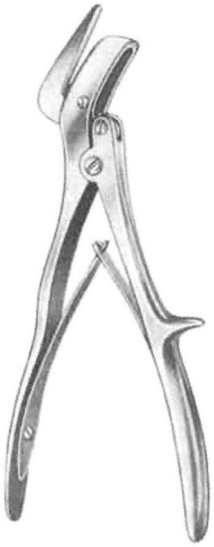

Stille
01-302.24
24 cm / 9½"

Stille

23 cm / 9"	01-303.23
26 cm / 10¼"	01-303.26
37 cm / 14½"	01-303.37

Pinzetten
Forceps

Anatomische Pinzetten – Dressing Forceps
Pinces à disséquer – Pinzas de disección



04-000.10	04-000.11	04-000.13	04-000.14	04-000.16	04-000.18	04-000.20	04-000.25	04-000.30
10,5 cm / 4¼"	11,5 cm / 4½"	13 cm / 5"	14,5 cm / 5½"	16 cm / 6¼"	18 cm / 7"	20 cm / 8"	25 cm / 10"	30 cm / 12"

Standard



04-001.11	04-001.13	04-001.14	04-001.16	04-001.18	04-001.20	04-001.25	04-001.30
11 cm / 4½"	13 cm / 5"	14,5 cm / 5½"	16 cm / 6¼"	18 cm / 7"	20 cm / 8"	25 cm / 10"	30 cm / 12"

Standard
schmal
narrow
étroite
estrechas

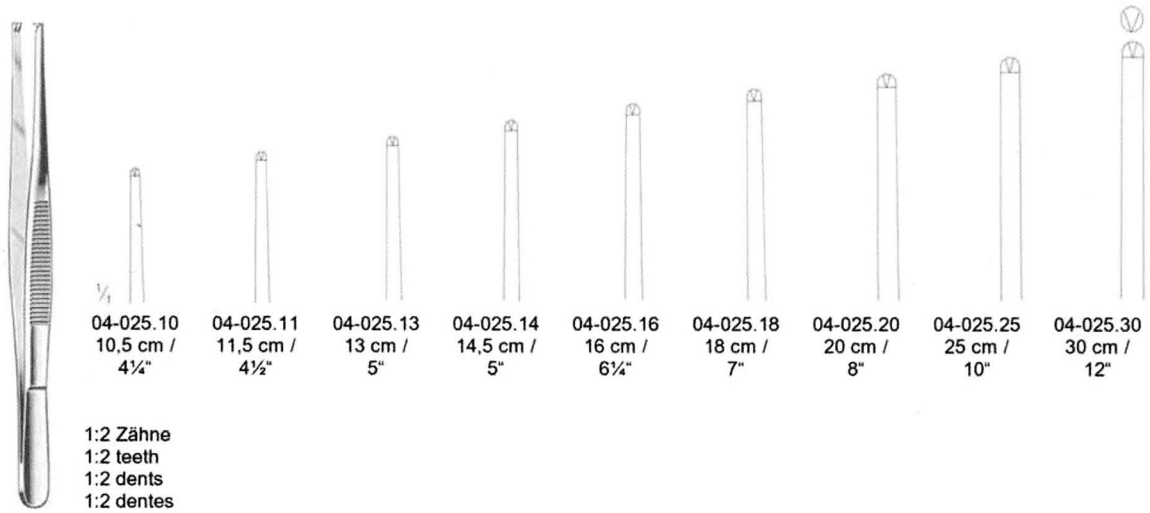
1/1
04-025.10
10,5 cm /
4¼"
04-025.11
11,5 cm /
4½"
04-025.13
13 cm /
5"
04-025.14
14,5 cm /
5"
04-025.16
16 cm /
6¼"
04-025.18
18 cm /
7"
04-025.20
20 cm /
8"
04-025.25
25 cm /
10"
04-025.30
30 cm /
12"
1:2 Zähne
1:2 teeth
1:2 dents
1:2 dentes

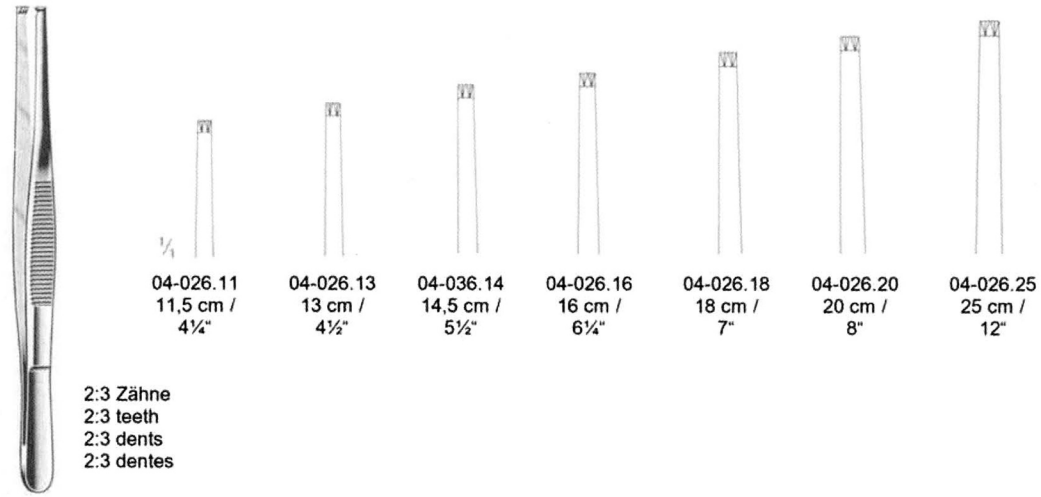
1/1
04-026.11
11,5 cm /
4¼"
04-026.13
13 cm /
4½"
04-036.14
14,5 cm /
5½"
04-026.16
16 cm /
6¼"
04-026.18
18 cm /
7"
04-026.20
20 cm /
8"
04-026.25
25 cm /
12"
2:3 Zähne
2:3 teeth
2:3 dents
2:3 dentes

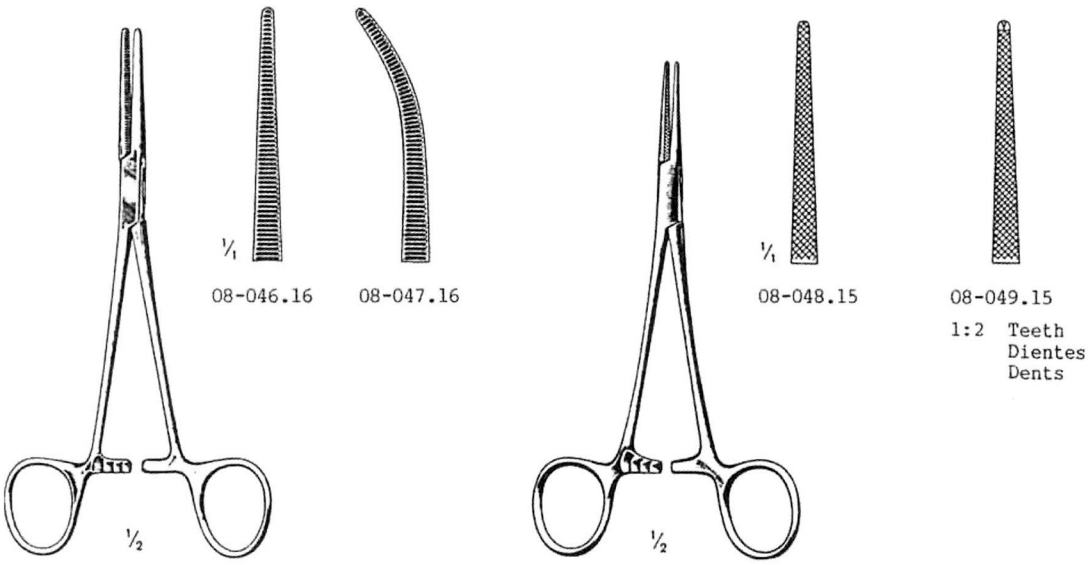
1/1
08-046.16
08-047.16
1/2
Crile-Rankin
16 cm / 6¼"
1/1
08-048.15
08-049.15
1:2 Teeth
Dientes
Dents
1/2
Lovelace

KLEMMEN
FORCEPS

Artery Forceps
Pinces hemostatiques
Pinzas hemostaticas

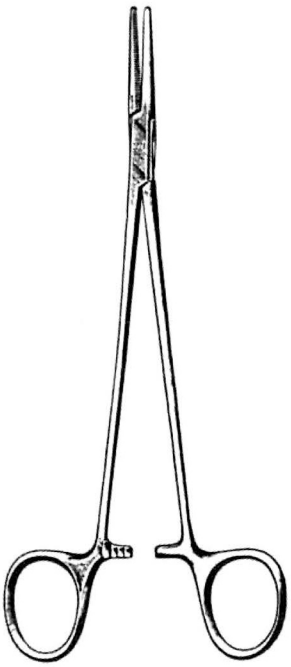

Halsted-Mosquito

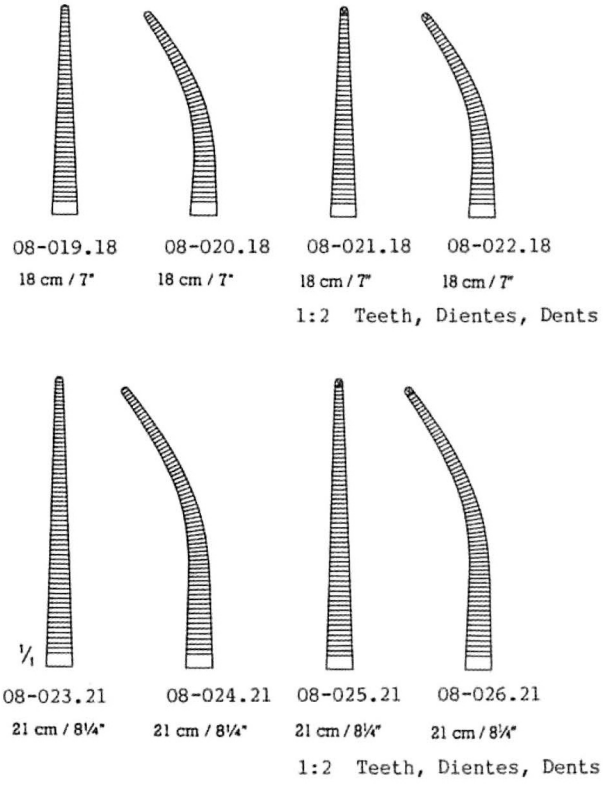

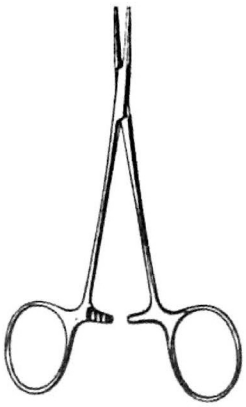

Micro-Mosquito

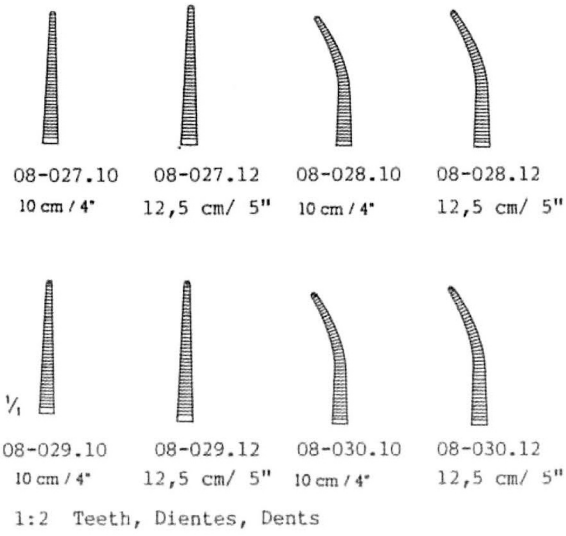

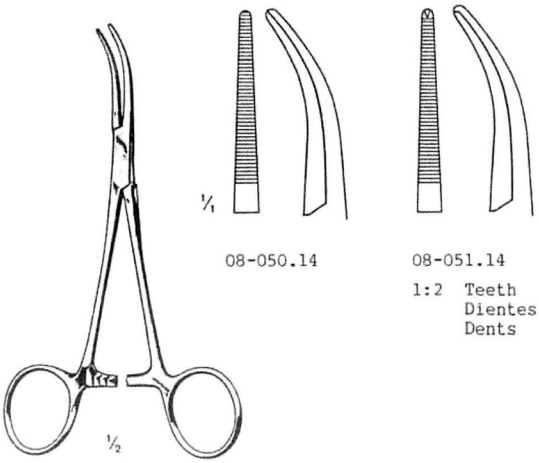

Dandy

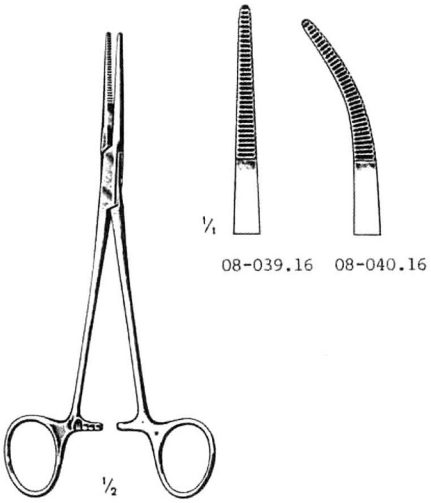

Kelly-Rankin

16 cm / 6¼"

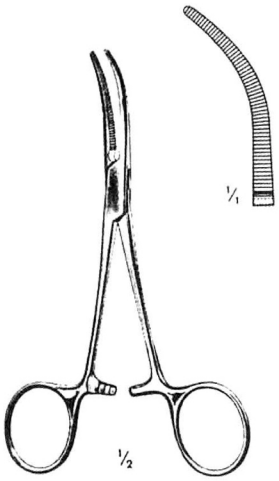

Baby-Overholt

08-041.14

13,5 cm / 5¼"

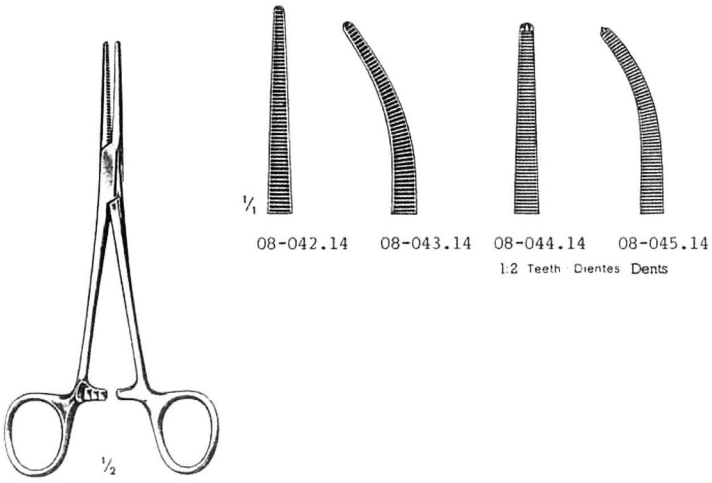

Crile

14 cm / 5½"

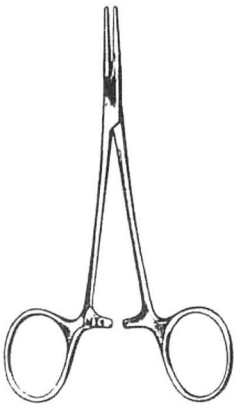

Halsted-Mosquito

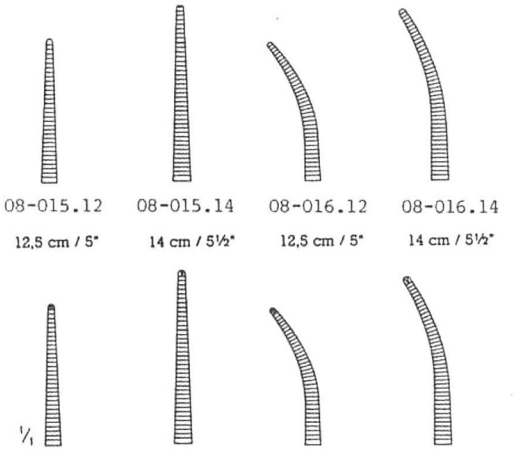

08-015.12 12,5 cm / 5"
08-015.14 14 cm / 5½"
08-016.12 12,5 cm / 5"
08-016.14 14 cm / 5½"
08-017.12 12,5 cm / 5"
08-017.14 14 cm / 5½"
08-018.12 12,5 cm / 5"
08-018.14 14 cm / 5½"

1:2 Teeth, Dientes, Dents



08-076.14 14 cm / 5½"
08-076.16 16 cm / 6¼"
08-076.18 18 cm / 7"
08-076.20 20 cm / 8"
08-076.22 22 cm / 8¾"
08-076.24 24 cm / 9½"
08-076.26 26 cm / 10¼"
08-076.30 30 cm / 12"

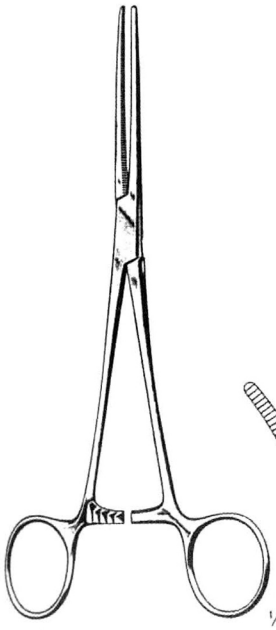

·Péan (Rochester)

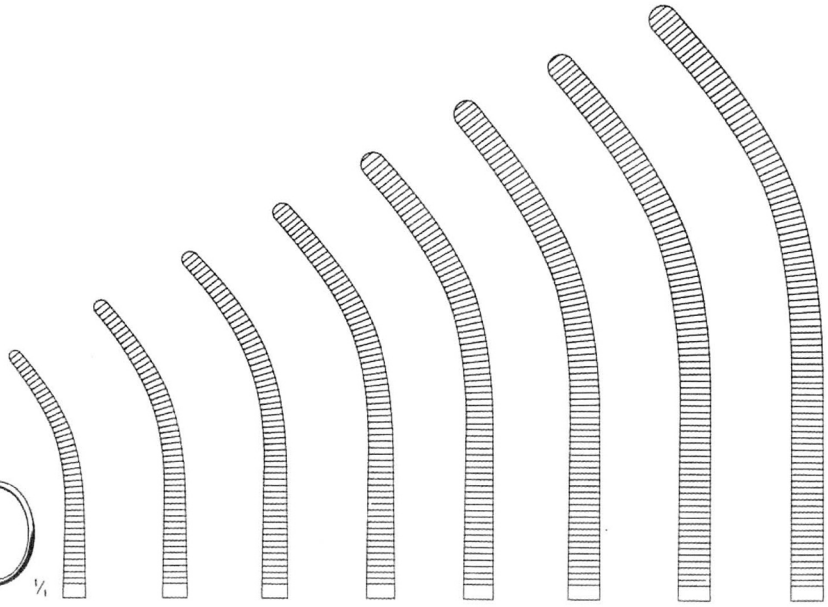

08-077.14 14 cm / 5½"
08-077.16 16 cm / 6¼"
08-077.18 18 cm/ 7"
08-077.20 20 cm 8"
08-077.22 22 cm / 8¾"
08-077.24 24 cm / 9½"
08-077.26 26 cm / 10¼"
08-077.30 30 cm / 12"

Artery Forceps
Pinces hemostatiques
Pinzas hemostaticas

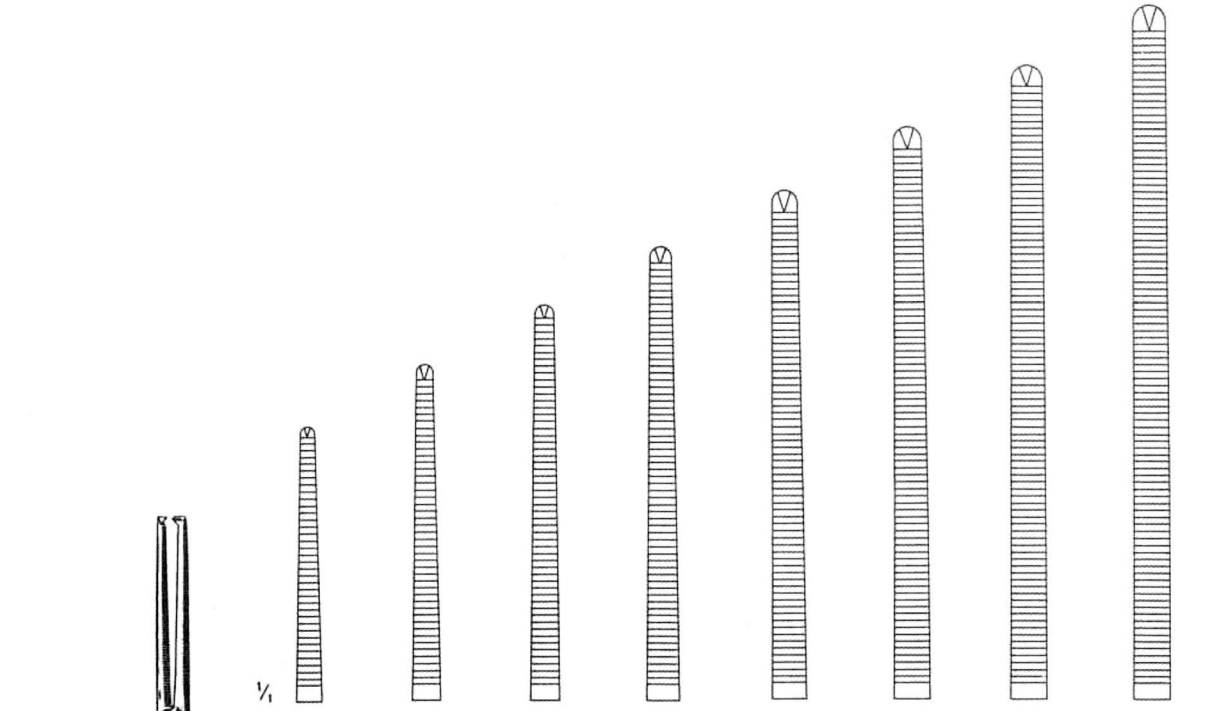

1/1

08-078.14	08-078.16	08-078.18	08-078.20	08-078.22	08-078.24	08-078.26	08-078.30
14 cm / 5½"	16 cm / 6¼"	18 cm / 7"	20 cm / 8"	22 cm / 8¾"	24 cm / 9½"	26 cm / 10¼"	30 cm / 12"

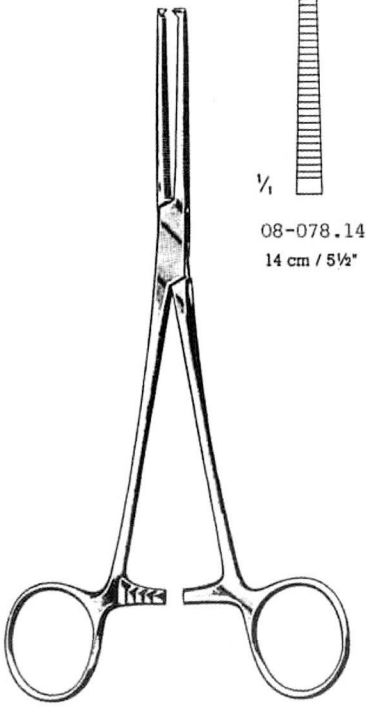

Kocher (Ochsner)

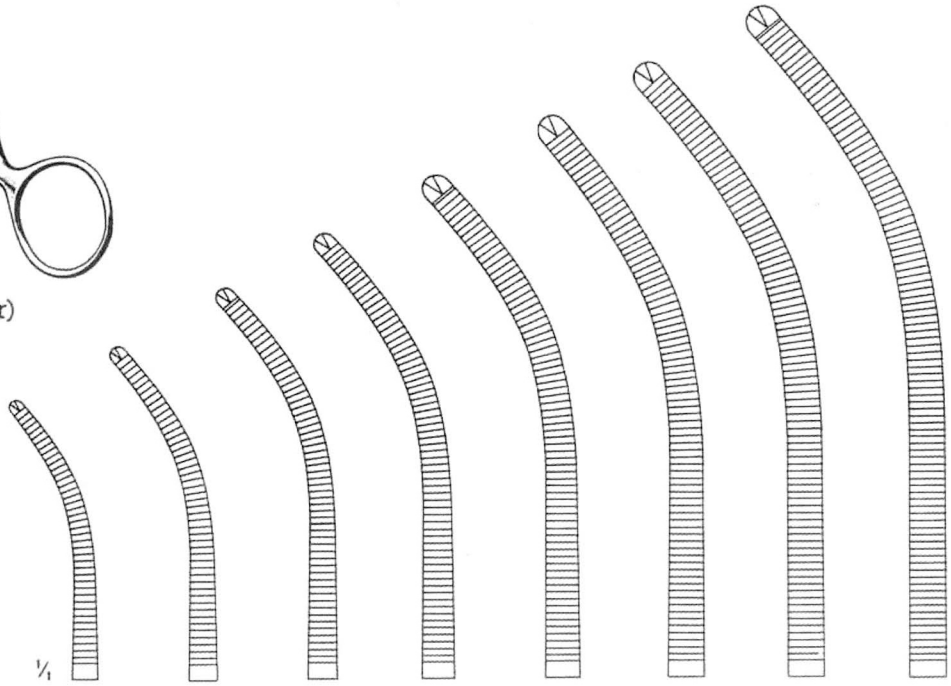

1/1

08-079.14	08-079.16	08-079.18	08-079.20	08-079.22	08-079.24	08-079.26	08-079.30
14 cm / 5½"	16 cm / 6¼"	18 cm / 7"	20 cm / 8"	22 cm / 8¾"	24 cm / 9½"	26 cm / 10¼"	30 cm / 12"

NADELHALTER
NEEDLE HOLDER

Derf
05-001.12
120mm / 4¾"

Derf
05-002.12
125mm / 5"

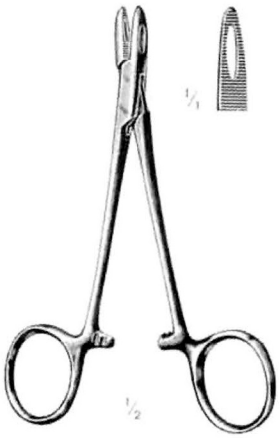

Collier
05-003.12
125mm / 5"

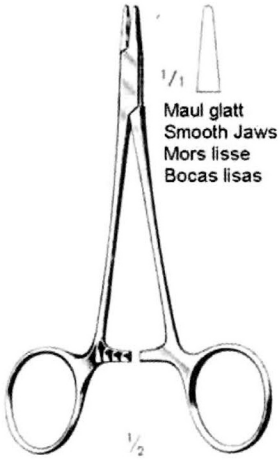

Webster
05-004.13
130mm / 5"

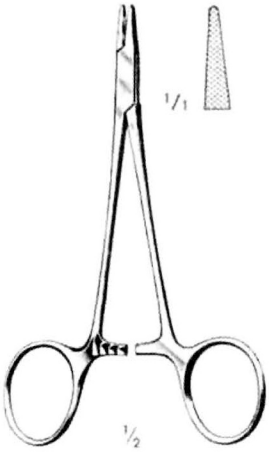

Webster
05-005.13
130mm / 5"

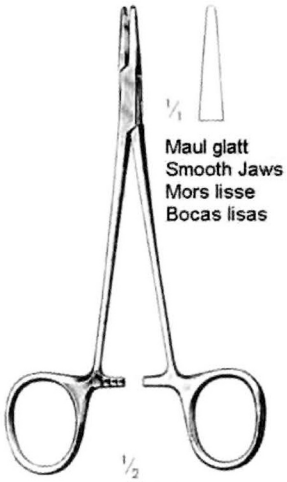

Halsey
05-006.13
130mm / 5"

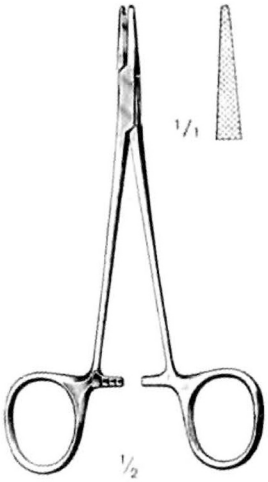

Halsey
05-007.13
130mm / 5"

NADELHALTER
NEEDLE HOLDER

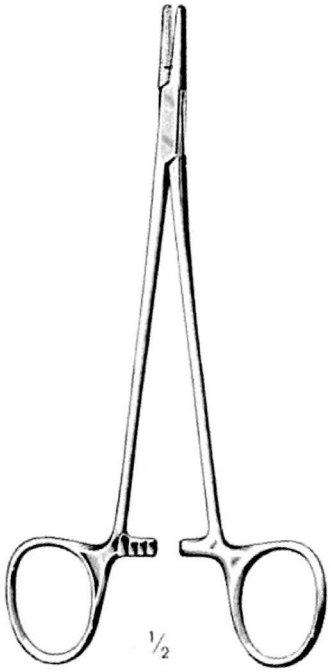

Crile-Wood

05-013.15
150mm / 6"

05-013.18
180mm / 7"

05-013.20
200mm / 8"

05-013.23
230mm / 9"

05-013.26
260mm / 10¼"



New Orleans
05-014.18
180mm / 7"

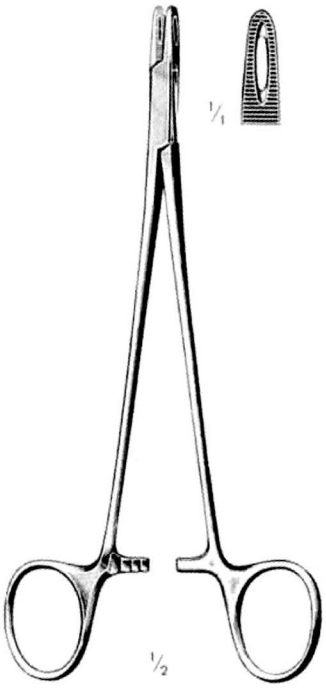

Adson
05-015.19
180mm / 7"

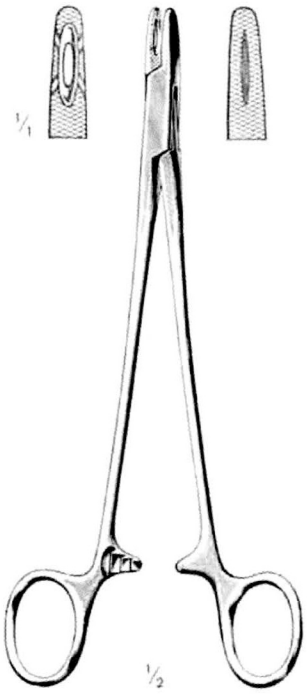

Metzenbaum
05-016.20
180mm / 7"

NADELHALTER
NEEDLE HOLDER

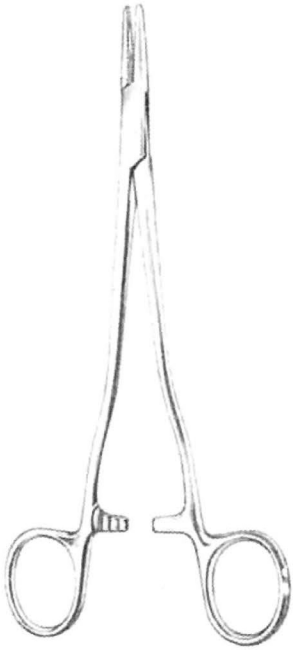

Sarot

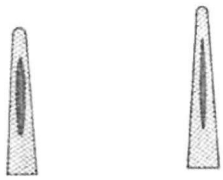

05-017.18
180mm / 7"

05-017.27
270mm / 10½"

Mayo-Hegar

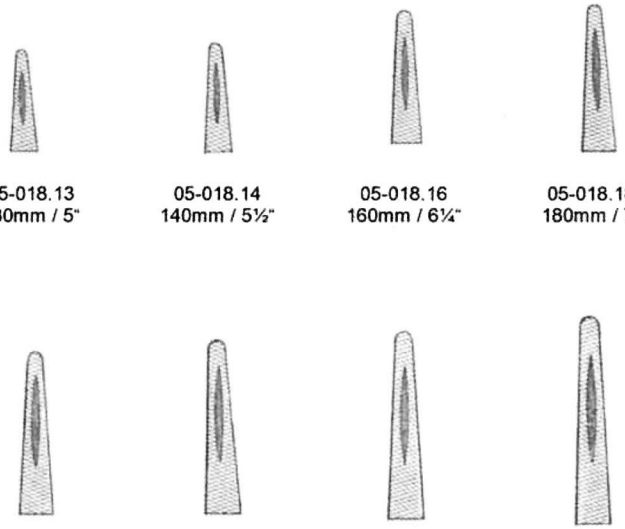

05-018.13
130mm / 5"

05-018.14
140mm / 5½"

05-018.16
160mm / 6¼"

05-018.18
180mm / 7"

05-018.20
200mm / 8"

05-018,24
240mm / 9¼"

05-018.26
260mm / 10¼"

05-018.30
300mm / 12"

Needle Holders with Tungsten Carbide Inserts

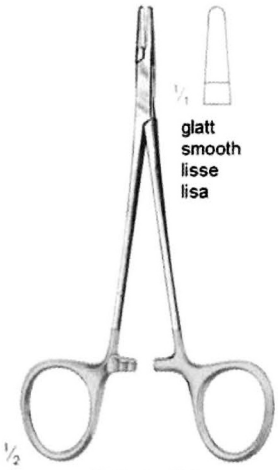

Webster TC
05-100.13 130mm / 5"

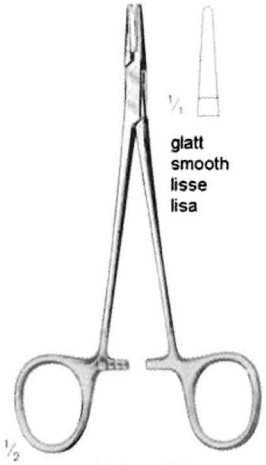

Halsey TC
05-101.13 130mm / 5"

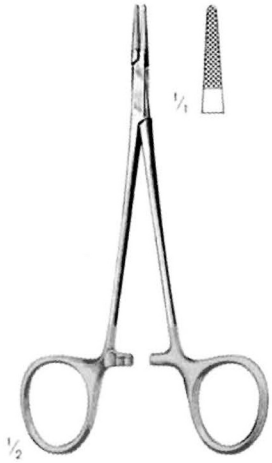

Halsey TC
05-102.13 130mm / 5"

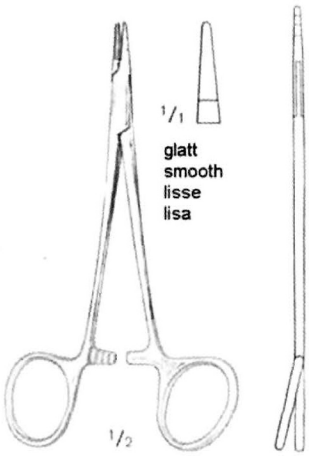

Neivert TC
05- 103.12 125mm / 4¾"

Wright/Derf TC
05-104.12 125mm / 4¾"

Baumgartner TC
05-105.14 140mm / 5½"

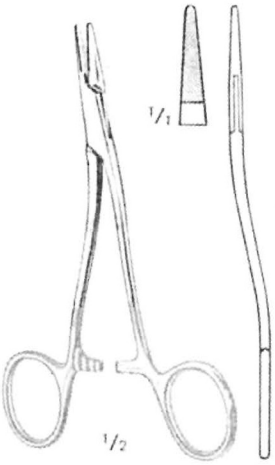

Kilner TC
05-106.13 135mm / 5¼"

KLEMMEN
FORCEPS

Towel Forceps
Pinzes a Compresses
Pinzas para Compresas

Schaedel
08-162.09
9 cm / 3½"

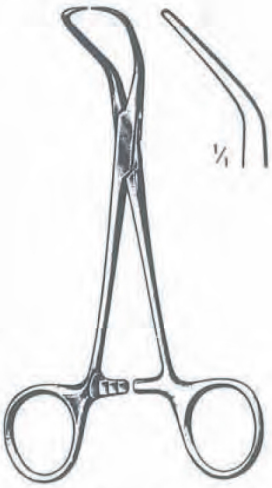

Backhaus
08-163.08 = 8 cm / 3¼"
08-163.11 = 11 cm / 4½"
08-163.13 = 13 cm / 5"
08-163.15 = 15 cm / 6"

Roeder
08-164.13 = 13 cm / 5"

Saugrohre
Suction Tubes

FRAZIER

6 Charr.	09-001.01
7 Charr.	09-001.015
8 Charr.	09-001.02
9 Charr.	09-001.025
10 Charr.	09-001.03
11 Charr.	09-001.035
12 Charr.	09-001.04
14 Charr.	09-001.045
15 Charr.	09-001.05
16 Charr.	09-001.055

PLESTER

1,5 mm	09-003.15
2,0 mm	09-003.20
2,5 mm	09-003.25
3,0 mm	09-003.30



ADSON
09-002.02
21,0 cm/8¼″
4,0 mm

FERGUSSON

5 Charr.	09-004.05
6 Charr.	09-004.06
7 Charr.	09-004.07
8 Charr.	09-004.08
9 Charr.	09-004.09
10 Charr.	09-004.10
12 Charr.	09-004.12

WULLSTEIN MICRO
09-005.01